



2020 FUEL CONSUMPTION GUIDE

		ENERGUIDE		Gasoline Vehicle Véhicule à essence	
Fuel Consumption / Consommation de carburant			Annual fuel COST for an annual distance of 20,000 km, and an average fuel price of \$1.09 per litre		
9.0 L/100 km <small>combined/combinée</small>			\$ 1 962 Coût annuel en carburant pour une distance annuelle de 20 000 km, et un prix moyen du carburant de 1,09 \$ par litre		
31 mi/gal					
10.7 L/100 km <small>city ville</small>			7.4 L/100 km <small>highway route</small>		
Small SUVs range from / Les petits VUS font entre 7.4 – 14.4 L/100 km <small>L is gasoline litre equivalent / L signifie litre équivalent d'essence</small>		Carbon Dioxide Rating / Indice de dioxyde de carbone <small>207 g CO₂/km</small>		Smog Rating / Indice de Smog <small>Best/meilleur</small>	
<small>Tailpipe emissions only / Émissions du tuyau d'échappement seulement</small>					
<small>Estimates are based on Government of Canada approved criteria and testing methods. Vehicle's actual fuel consumption will vary.</small>			<small>Estimations établies selon des méthodes d'essai et des critères approuvés par le gouvernement du Canada. La consommation de carburant réelle du véhicule variera.</small>		
<small>For more information visit</small> vehicles.nrcan.gc.ca			<small>Pour plus d'information visitez</small> vehicules.nrcan.gc.ca		

Contents

Introduction	1
Fuel consumption testing	1
Understanding fuel consumption ratings	2
EnerGuide label for vehicles	2
Choosing the right vehicle	3
Fuel-efficient driving	4
Most fuel-efficient vehicles	4
Fuel consumption ratings search tool	4
Understanding the tables	5
Vehicle tables	
A. Cars	
B. Vans	
C. Pickup trucks	
D. Sport utility vehicles (SUVs)	
E. Plug-in hybrid electric vehicles	
F. Battery-electric vehicles	

Introduction

The 2020 Fuel Consumption Guide gives information about the fuel consumption of 2020 model year light-duty vehicles. You can use this information to compare vehicles as you shop for the most fuel-efficient vehicle that meets your everyday needs.

Remember as you shop that fuel is an expense you will be paying for a long time. If you buy a fuel-efficient vehicle, drive it in fuel-efficient ways and follow the manufacturer's maintenance recommendations, you'll save money for years to come – even more if fuel prices rise.

Your vehicle choice affects the environment

The more fuel your vehicle burns, the more greenhouse gases it produces, mostly in the form of carbon dioxide, or CO₂. For every litre of gasoline your vehicle uses, it generates about 2.3 kilograms (kg) of CO₂. Although not directly harmful to our health, CO₂ emissions contribute to climate change.

Fuel consumption testing

It would be difficult to drive every model of new vehicle on the road to measure fuel consumption. And it would be impossible to get repeatable results that way because so many factors – road conditions and weather, to name just two – can affect a vehicle's performance.

That's why vehicle manufacturers use standard, controlled laboratory testing and analytical procedures to generate the fuel consumption data that appear in this guide, in the [fuel consumption ratings search tool](#) and on the EnerGuide label for vehicles.

Environment and Climate Change Canada collects the data from vehicle manufacturers. Natural Resources Canada (NRCan) puts the data and other information together to publish the Fuel Consumption Guide.

Improved testing

Before model year 2015, manufacturers used the 2-cycle testing procedure, which tested vehicles under simulated city and highway conditions to find out how much fuel they use.

Manufacturers now use the **5-cycle testing** procedure. The improved procedure tests for city and highway conditions as well as operating a vehicle in cold weather, the use of air conditioners, and driving at higher speeds with more rapid acceleration and braking.

5-cycle testing produces fuel consumption ratings that are more representative of a vehicle's on-road fuel consumption.

How 5-cycle testing works

A vehicle is driven about 6,000 km before testing. Then the test vehicle is placed on a machine called a chassis dynamometer, which is like a treadmill for vehicles. The dynamometer is adjusted for things like the weight and aerodynamics of the specific vehicle. A driver runs the vehicle through standard driving cycles that simulate trips in the city and on the highway.

City and highway fuel consumption ratings come from the emissions generated during the five laboratory driving cycles.

For [detailed test information](#), visit vehicles.gc.ca.

Not all vehicles are tested

Vehicle manufacturers are not required to submit fuel consumption data for:

- sport utility vehicles (SUVs) and passenger vans with a gross vehicle weight rating (GVWR) of more than 4,536 kg (10,000 lb.) – GVWR is the weight of the vehicle plus maximum carrying capacity (passengers and cargo)
- other vehicles with a GVWR of more than 3,856 kg (8,500 lb.) or a curb weight of more than 2,722 kg (6,000 lb.) – curb weight is the weight of the vehicle without passengers and cargo

Vehicles that exceed these limits are not tested, so their fuel consumption ratings do not appear in this guide, the [fuel consumption ratings search tool](#) or on the EnerGuide label.

Understanding fuel consumption ratings

Fuel consumption ratings give consumers reliable information about the relative fuel efficiency of vehicles. You can use this information to compare the fuel consumption of different models and then choose the most fuel-efficient vehicle that meets your everyday needs.

Use this guide or the [fuel consumption ratings search tool](#) to compare the fuel consumption information of different models. The vehicle with the best fuel consumption ratings and lowest estimated annual fuel cost can save you fuel and money for years.

Remember, the lower the litres per 100 kilometres (L/100 km) rating, the better the fuel consumption. And the higher the miles per gallon (mpg) rating, the better the fuel use.

Your fuel consumption will vary

Fuel consumption ratings show the fuel consumption that may be achieved if you drive in fuel-efficient ways and properly maintain your vehicle. The ratings help you compare the fuel consumption of different vehicles. However, it is impossible for a laboratory test to simulate all conditions that drivers may experience.

Your vehicle's fuel consumption will vary from its published fuel consumption ratings, depending on how, where and when you drive.

The following factors will affect the fuel consumption of your vehicle:

- How you accelerate
- How fast you drive
- The age and condition of your vehicle
- Temperature and weather
- Traffic and road conditions
- Using air conditioning and other powered accessories
- Using all-wheel and four-wheel drive

Also, there may be fuel consumption differences in the same make and model because of small variations in vehicle manufacturing. And some vehicles do not get their best fuel consumption until they have been driven

for about 6,000 to 10,000 km.

To watch our [video about factors that affect fuel efficiency](#), visit [vehicles.gc.ca](#).

Published ratings are a useful tool for comparing vehicles before you buy. But keep in mind that they're based on standard tests and **may not accurately predict the fuel consumption you will get on the road.**

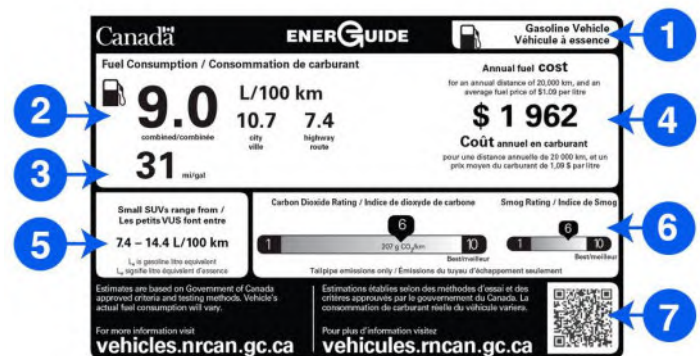
EnerGuide label for vehicles

The EnerGuide label gives model-specific fuel consumption information for new light-duty vehicles available for sale in Canada. This includes passenger cars, vans, pickup trucks and SUVs.

Using EnerGuide labels, you can make comparisons between vehicles and find the most fuel-efficient one that meets your everyday needs.

EnerGuide labels should remain on new vehicles until they are sold. If a new vehicle has no label, ask the dealer to give you the manufacturer's fuel consumption information for the vehicle.

Here is a sample label for a gasoline vehicle – slightly different labels appear on vehicles that use other types of fuel.



1. **Vehicle technology and fuel** – The text and related icon identify the type of fuel used by the vehicle.
2. **Fuel consumption** – This is a prominent combined fuel consumption rating and separate city and highway fuel consumption ratings in L/100 km. The combined rating reflects 55% city and 45% highway driving.
3. **Fuel economy** – Here, the combined rating is expressed in miles per imperial gallon (mi/gal).
4. **Annual fuel cost** – This is an estimate based on the combined fuel consumption rating, 20,000 km driven and the fuel price indicated.
5. **Vehicle class range** – This shows the best and worst

combined fuel consumption ratings of vehicles in the same class.

6. **CO₂ and smog ratings** – Here are the vehicle’s tailpipe emissions of CO₂ and smog-forming pollutants rated on a scale from 1 (worst) to 10 (best). The CO₂ emissions, in grams per kilometre driven, are shown on the CO₂ bar.
7. **QR code** - The quick-response code links smartphone users to the [fuel consumption ratings search tool](#).

Choosing the right vehicle

There are many things to consider when you buy a new vehicle: price, comfort, styling, environmental factors and more. Choosing the most fuel-efficient vehicle that meets your everyday needs can save you money and help the environment.

It’s worth putting some time into your choice. Fuel consumption can range from less than 2.0 gasoline litres equivalent per 100 km (L_e/100 km) for a battery-electric vehicle to more than 20.0 L/100 km for a large SUV.

So driving 20,000 km a year can cost from less than \$500 to more than \$4,000. Meanwhile, CO₂ emissions can range from 0 to more than 9 tonnes, depending on the vehicle you buy.

Consider your powertrain

A vehicle’s powertrain is made up of the components – such as the engine, transmission, drive shaft, suspension and the wheels – that make a vehicle go. Today, you can choose from a wide range of powertrains.

Hybrid-electric vehicles, or hybrids, use both a conventional internal combustion engine and an electric motor, which is more energy efficient than a conventional powertrain, especially in city driving. Hybrids have battery packs that are charged with electricity generated by the vehicle. They can’t be plugged in to recharge. When hybrids are operating in electric-only mode, they emit no CO₂ or other emissions. The typical hybrid offers fuel savings and CO₂ reductions of 20 to 40% over gasoline-only vehicles.

To watch our [video about hybrid-electric vehicles](#), visit [vehicles.gc.ca](#).

Electric vehicles reduce greenhouse gas emissions and can significantly reduce your fuel costs. There are two types of electric vehicles on the market – plug-in hybrid electric and battery-electric – and each has its benefits.

- **Plug-in hybrid electric vehicles (PHEV)** are hybrids that have high-capacity batteries that can be recharged by plugging them in. When operating in electric-only mode, PHEVs produce no tailpipe emissions.

To watch our [video about plug-in hybrid electric vehicles](#), visit [vehicles.gc.ca](#).

- **Battery-electric vehicles (BEV)** use electric motors that draw electricity from on-board rechargeable batteries. They are the most fuel-efficient vehicles available, with an average combined consumption rating of 2.3 L_e/100 km. BEVs produce no tailpipe emissions.

To watch our [video about battery-electric vehicles](#), visit [vehicles.gc.ca](#).

Electric-drive motors are much more efficient than combustion engines and drivetrains. The efficiency of energy conversion from on-board storage to turning the wheels is nearly five times greater for electricity than gasoline, at approximately 76% and 16%, respectively.

Electric vehicles also increase a vehicle’s efficiency by using regenerative braking technology to recover energy that would otherwise have been lost.

PHEVs and BEVs can be recharged from a charging station that uses standard 240-volt electrical power (the kind used for stoves and clothes dryers in most homes). Most can be recharged from a 110-volt service, although charging time will be significantly longer.

Technology and other vehicle variables

Canada’s greenhouse gas emission standards are becoming more stringent, and vehicle manufacturers have responded with a wide range of engineering advancements. These features can save you money and reduce your impact on the environment.

A **cylinder deactivation system (CDS)** in a 6- or 8-cylinder engine shuts down half of the cylinders when only a small amount of the engine’s power is needed. A CDS can lower fuel consumption by 4 to 10%.

Turbochargers force air into an engine’s cylinders – unlike a standard engine, which draws air in at atmospheric pressure. This means that a smaller, turbocharged engine can produce the same power as a larger standard engine – and can lower fuel consumption by 2 to 6%.

Variable valve timing (VVT) and lift systems adjust the timing of the engine valves to improve efficiency over a wide range of engine operating speeds. That leads to

better operation of the engine and a 1 to 6% reduction in fuel consumption.

Idle stop-start systems lower fuel consumption and exhaust emissions by turning off the engine when the vehicle is idling and during deceleration at low speeds. Idle stop-start technology can lower your fuel consumption during city driving by 4 to 10% or more.

Direct fuel injection increases your engine's combustion efficiency because of a higher level of precision over the amount of fuel injected into the cylinder, the timing of the injection and the spray pattern. Direct injection can lower fuel consumption by 1 to 3%.

If you shop smart, you can save fuel – and money – for years to come. Find more information about [factors that affect fuel efficiency](#) and [tips for buying a fuel-efficient vehicle](#) at [vehicles.gc.ca](#).

Fuel-efficient driving

Fuel-efficient driving can save you hundreds of dollars in fuel each year, improve road safety and prevent wear on your vehicle.

Adopt these 5 fuel-efficient driving techniques to lower your vehicle's fuel consumption and CO₂ emissions by as much as 25%:

1. Accelerate gently

The harder you accelerate the more fuel you use. In the city, you can use less fuel by easing onto the accelerator pedal gently. To be as fuel-efficient as possible, take 5 seconds to accelerate your vehicle up to 20 kilometres per hour from a stop.

2. Maintain a steady speed

When your speed dips and bursts, you use more fuel, and spend more money, than you need to. Tests have shown that varying your speed up and down between 75 and 85 km per hour every 18 seconds can increase your fuel use by 20%.

3. Anticipate traffic

Look ahead while you're driving to see what is coming up. And keep a comfortable distance between your vehicle and the one in front of you. By looking closely at what pedestrians and other cars are doing, and imagining what they'll do next, you can keep your speed as steady as possible and use less fuel. It's also safer to drive this way.

4. Avoid high speeds

Keep to the speed limit and save on fuel! Most cars, vans, pickup trucks and SUVs are most fuel-efficient when they're travelling between 50 and 80 km per hour. Above this speed zone, vehicles use increasingly more fuel the faster they go.

5. Coast to decelerate

Every time you use your brakes, you waste your forward momentum. By looking ahead at how traffic is behaving, you can often see well in advance when it's time to slow down. You will conserve fuel and save money by taking your foot off the accelerator and coasting to slow down instead of using your brakes.

See [more ways to use less fuel](#) at [vehicles.gc.ca](#).

Most fuel-efficient vehicles

NRCan recognizes the most fuel-efficient new light-duty vehicles sold in Canada. Best-in-class vehicles have the lowest combined fuel consumption rating, based on 55% city and 45% highway driving.

For each class, the most fuel-efficient conventional vehicle and the most efficient electric vehicle (where applicable) are recognized.

To see the [most fuel-efficient vehicles for model year 2020](#), visit [vehicles.gc.ca](#).

Fuel consumption ratings search tool

Use the [fuel consumption ratings search tool](#) at [vehicles.gc.ca](#) to compare the fuel consumption information of 1995 to 2020 model year vehicles.

Understanding the tables

Model

AWD = All-wheel drive – vehicle designed to operate with all wheels powered

4WD/4X4 = Four-wheel drive – vehicle designed to operate with either two wheels or four wheels powered

FFV = Flexible-fuel vehicle – vehicle designed to operate on gasoline and ethanol blends of up to 85% ethanol

SWB = Short wheelbase; **LWB** = Long wheelbase; **EWB** = Extended wheelbase

Class

Cars	
Vehicle class	Interior volume
Two-seater (T)	n/a
Minicompact (I)	less than 2,405 L (85 cu. ft.)
Subcompact (S)	2,405–2,830 L (85–99 cu. ft.)
Compact (C)	2,830–3,115 L (100–109 cu. ft.)
Mid-size (M)	3,115–3,400 L (110–119 cu. ft.)
Full-size (L)	3,400 L (120 cu. ft.) or more
Station wagon	
Small (WS)	less than 3,680 L (130 cu. ft.)
Mid-size (WM)	3,680–4,530 L (130–159 cu. ft.)

Light trucks	
Vehicle class	Gross vehicle weight rating
Pickup truck	
Small (PS)	less than 2,722 kg (6,000 lb.)
Standard (PL)	2,722–3,856 kg (6,000–8,500 lb.)
Sport utility vehicle	
Small (US)	less than 2,722 kg (6,000 lb.)
Standard (UL)	2,722–4,536 kg (6,000–10,000 lb.)
Minivan (V)	less than 3,856 kg (8,500 lb.)
Van	
Cargo (VC)	less than 3,856 kg (8,500 lb.)
Passenger (VP)	less than 4,536 kg (10,000 lb.)
Special purpose vehicle (SP)	less than 3,856 kg (8,500 lb.)

Engine size/Motor/Cylinders

Total displacement of all cylinders (in litres [L]); electric motor peak power output (in kilowatts [kW]); number of engine cylinders

Transmission

A = automatic; **AM** = automated manual; **AS** = automatic with select shift; **AV** = continuously variable; **M** = manual; number of gears/speeds (1–10)

Fuel type

X = regular gasoline; **Z** = premium gasoline; **D** = diesel; **E** = E85; **B** = electricity; **N** = natural gas

Fuel consumption

Fuel consumption ratings are shown in litres per 100 kilometres (L/100 km). To compare fuel economy ratings expressed in miles per imperial gallon (mpg) or in miles per U.S. gallon (mpg U.S.), use our [fuel consumption ratings search tool](#).

City rating – represents urban driving in stop-and-go traffic

Highway rating – represents a mix of open highway and rural road driving, typical of longer trips

Combined rating – reflects 55% city driving and 45% highway driving

The combined rating is calculated using city and highway values that are later rounded for publication. Consequently, vehicles with identical published city and highway ratings may not have identical combined ratings because of the rounding process.

For FFVs, consumption values are provided for both gasoline and E85. For plug-in hybrid electric vehicles (PHEVs), values are provided for electric-only or blended electric and gasoline mode, and for gasoline-only operation.

To help you compare vehicles that use electricity, a conversion factor is used to convert electrical energy consumption values, expressed in kilowatt hours per 100 kilometres (kWh/100 km), into gasoline litres equivalent per 100 kilometres (L_e/100 km). One litre of gasoline contains the energy equivalent to 8.9 kWh of electricity.

Annual fuel cost

Estimated annual fuel cost is based on the combined rating, a driving distance of 20,000 km and forecast prices of \$1.30/L for regular gasoline, \$1.45/L for premium gasoline, \$1.30/L for diesel fuel and \$0.13/kWh for electricity. Pricing for E85 is not provided.

For PHEVs, annual fuel cost values reflect a mix of electric mode and gasoline-only operation.

CO₂ emissions

The vehicle's tailpipe emissions of carbon dioxide are shown in grams per kilometre (g/km) for combined city and highway driving. For PHEVs, CO₂ emissions values reflect a mix of electric mode and gasoline-only operation.

CO₂ rating

The vehicle's tailpipe emissions of carbon dioxide are rated on a scale from 1 (worst) to 10 (best).

Smog rating

The vehicle's tailpipe emissions of smog-forming pollutants are rated on a scale from 1 (worst) to 10 (best).

Range

For PHEVs and battery-electric vehicles (BEVs), range is the estimated driving distance (in kilometres) on a fully charged battery or full tank of fuel.

Recharge time

For PHEVs and BEVs, recharge time is the estimated time (in hours) to fully recharge the battery at 240 volts.

Converting to miles per gallon

To convert between L/100 km and mpg, use the following formulas:

$$\text{mpg} = 282.48 \div \text{L}/100 \text{ km} \qquad \text{L}/100 \text{ km} = 282.48 \div \text{mpg}$$

$$4.546 \text{ L} = 1 \text{ imperial gallon} = 1.2 \text{ U.S. gallons}$$


To convert between L/100 km and mpg (U.S.), use the following formulas:


$$\text{mpg (U.S.)} = 235.21 \div \text{L}/100 \text{ km} \qquad \text{L}/100 \text{ km} = 235.21 \div \text{mpg (U.S.)}$$


$$3.785 \text{ L} = 1 \text{ U.S. gallon}$$


L/100 km	2.0	3.0	4.0	5.0	6.0	7.0	8.0	9.0	10.0	11.0	12.0
mpg	141	94	71	56	47	40	35	31	28	26	24
mpg (U.S.)	118	78	59	47	39	34	29	26	24	21	20


Note: Many vehicles now have an onboard trip computer that can display on-road fuel use. In addition to fuel consumption values displayed in L/100 km, fuel economy values are usually displayed in **mpg (U.S.)**.


A	 CARS												
	MAKE MODEL	CLASS	ENGINE SIZE (L)	CYLINDERS	TRANSMISSION	FUEL TYPE	CONSUMPTION (L/100 KM)			\$ PER YEAR	CO ₂ EMISSIONS (g/km)	CO ₂ RATING	SMOG RATING
							CITY	HIGHWAY	COMBINED				
Acura													
ILX	C	2.4	4	AM8	Z	9.9	7.0	8.6	\$2,494	199	6	3	
RLX Hybrid	M	3.5	6	AM7	Z	8.4	8.2	8.4	\$2,436	196	6	7	
TLX A-SPEC	C	2.4	4	AM8	Z	10.2	7.4	8.9	\$2,581	209	5	3	
TLX SH-AWD	C	3.5	6	AS9	Z	11.4	7.7	9.8	\$2,842	228	5	3	
TLX SH-AWD A-SPEC/Limited Edition	C	3.5	6	AS9	Z	12.0	8.2	10.3	\$2,987	240	5	3	
Alfa Romeo													
4C Spider	T	1.8	4	AM6	Z	9.7	6.9	8.4	\$2,436	197	6	1	
Giulia	M	2.0	4	A8	Z	10.0	7.2	8.7	\$2,523	205	6	3	
Giulia AWD	M	2.0	4	A8	Z	10.5	7.7	9.2	\$2,668	217	5	3	
Giulia Quadrifoglio	M	2.9	6	A8	Z	13.5	9.3	11.6	\$3,364	271	4	3	
Aston Martin													
DB11 V8	I	4.0	8	A8	Z	13.0	9.8	11.5	\$3,335	271	4	3	
DB11 AMR	I	5.2	12	A8	Z	15.5	10.6	13.3	\$3,857	312	3	3	
DBS Superleggera	I	5.2	12	A8	Z	16.4	10.7	13.8	\$4,002	324	3	3	
Vantage V8	T	4.0	8	A8	Z	13.1	9.6	11.5	\$3,335	270	4	3	
Vantage V8	T	4.0	8	M7	Z	16.7	11.2	14.2	\$4,118	333	3	3	
Audi													
A3	S	2.0	4	AM7	X	8.8	6.5	7.8	\$2,028	182	7	7	
A3 quattro	S	2.0	4	AM7	X	10.8	8.0	9.5	\$2,470	224	5	7	
A3 Cabriolet quattro	S	2.0	4	AM7	X	10.8	8.0	9.5	\$2,470	224	5	7	
A4 quattro	C	2.0	4	AM7	Z	10.0	7.3	8.8	\$2,552	205	6	3	
A4 allroad quattro	WS	2.0	4	AM7	Z	10.0	7.4	8.8	\$2,552	206	6	3	
A5 quattro	S	2.0	4	AM7	Z	10.0	7.3	8.8	\$2,552	205	6	3	
A5 Cabriolet quattro	S	2.0	4	AM7	Z	10.0	7.4	8.8	\$2,552	206	6	3	
A5 Sportback quattro	M	2.0	4	AM7	Z	10.0	7.3	8.8	\$2,552	205	6	3	
A6 quattro	M	2.0	4	AM7	Z	9.8	7.4	8.7	\$2,523	205	6	5	
A6 quattro	M	3.0	6	AM7	Z	10.9	8.2	9.7	\$2,813	227	5	5	
A6 allroad	WM	3.0	6	AM7	Z	11.8	9.1	10.6	\$3,074	247	4	5	
A7 quattro	M	3.0	6	AM7	Z	10.9	8.2	9.7	\$2,813	227	5	5	
A8L	L	3.0	6	AS8	Z	13.5	8.9	11.5	\$3,335	267	4	5	
A8L	L	4.0	8	AS8	Z	15.4	10.4	13.2	\$3,828	308	3	3	
R8 Coupe	T	5.2	10	AM7	Z	17.5	11.7	14.9	\$4,321	347	2	1	
R8 Spyder	T	5.2	10	AM7	Z	17.5	11.7	14.9	\$4,321	347	2	1	
RS 3	S	2.5	5	AM7	Z	12.1	8.4	10.4	\$3,016	243	5	3	
S3	S	2.0	4	AM7	Z	10.7	8.0	9.5	\$2,755	222	5	3	


A	 CARS												
	MAKE MODEL	CLASS	ENGINE SIZE (L)	CYLINDERS	TRANSMISSION	FUEL TYPE	CONSUMPTION (L/100 KM)			\$ PER YEAR	CO ₂ EMISSIONS (g/km)	CO ₂ RATING	SMOG RATING
							CITY	HIGHWAY	COMBINED				
S4	C	3.0	6	AS8	Z	11.8	8.9	10.5	\$3,045	245	5	5	
S5	S	3.0	6	AS8	Z	11.8	8.9	10.5	\$3,045	245	5	5	
S5 Cabriolet	S	3.0	6	AS8	Z	12.1	9.1	10.8	\$3,132	252	4	5	
S5 Sportback	M	3.0	6	AS8	Z	11.8	8.9	10.5	\$3,045	245	5	5	
S6	M	2.9	6	AS8	Z	12.9	8.5	10.9	\$3,161	255	4	5	
S7	M	2.9	6	AS8	Z	12.9	8.5	10.9	\$3,161	255	4	5	
S8	L	4.0	8	AS8	Z	17.6	10.7	14.5	\$4,205	339	2	3	
TT Coupe quattro	S	2.0	4	AM7	X	10.3	7.7	9.1	\$2,366	213	5	7	
TT Roadster quattro	T	2.0	4	AM7	X	10.3	7.7	9.1	\$2,366	213	5	7	
TT RS	S	2.5	5	AM7	Z	12.1	8.2	10.3	\$2,987	241	5	3	
TTS Coupe	S	2.0	4	AM7	Z	10.4	8.2	9.4	\$2,726	220	5	3	
Bentley													
Continental GT	C	4.0	8	AM8	Z	15.1	9.1	12.4	\$3,596	291	3	3	
Continental GT	C	6.0	12	AM8	Z	19.0	11.6	15.7	\$4,553	364	2	3	
Continental GT Convertible	S	4.0	8	AM8	Z	15.1	9.1	12.4	\$3,596	291	3	3	
Continental GT Convertible	S	6.0	12	AM8	Z	19.2	12.2	16.0	\$4,640	373	2	3	
Flying Spur	M	6.0	12	AM8	Z	19.2	12.2	16.0	\$4,640	373	2	3	
Mulsanne	M	6.8	8	AS8	Z	24.5	14.4	20.0	\$5,800	465	1	1	
BMW													
228i xDrive Gran Coupe	C	2.0	4	AS8	Z	10.2	7.2	8.8	\$2,552	205	6	7	
230i Cabriolet	S	2.0	4	AS8	Z	10.1	7.0	8.7	\$2,523	204	6	7	
230i xDrive Cabriolet	S	2.0	4	AS8	Z	10.9	7.5	9.4	\$2,726	219	5	7	
230i Coupe	S	2.0	4	AS8	Z	9.5	7.4	8.5	\$2,465	200	6	7	
230i xDrive Coupe	S	2.0	4	AS8	Z	10.9	7.5	9.4	\$2,726	219	5	7	
330i xDrive Sedan	C	2.0	4	AS8	Z	9.5	6.9	8.3	\$2,407	195	6	7	
430i xDrive Cabriolet	S	2.0	4	AS8	Z	10.6	7.3	9.1	\$2,639	213	5	7	
430i Coupe	C	2.0	4	AS8	Z	10.1	7.0	8.7	\$2,523	204	6	7	
430i xDrive Coupe	C	2.0	4	AS8	Z	10.9	7.5	9.4	\$2,726	219	5	7	
430i xDrive Gran Coupe	C	2.0	4	AS8	Z	10.9	7.5	9.4	\$2,726	219	5	7	
440i xDrive Cabriolet	S	3.0	6	AS8	Z	12.4	8.5	10.7	\$3,103	249	4	3	
440i Coupe	C	3.0	6	AS8	Z	11.4	8.1	9.9	\$2,871	231	5	3	
440i xDrive Coupe	C	3.0	6	AS8	Z	11.4	8.3	10.0	\$2,900	233	5	3	
440i xDrive Coupe	C	3.0	6	M6	Z	13.0	8.5	11.0	\$3,190	257	4	3	
440i xDrive Gran Coupe	C	3.0	6	AS8	Z	11.4	8.3	10.0	\$2,900	233	5	3	
530i xDrive Sedan	M	2.0	4	AS8	Z	9.9	7.5	8.8	\$2,552	206	6	7	
540i xDrive Sedan	M	3.0	6	AS8	Z	10.7	8.1	9.5	\$2,755	222	5	5	
750i xDrive Sedan	L	4.4	8	AS8	Z	14.5	9.9	12.4	\$3,596	290	3	3	


A		CARS												
		MAKE MODEL	CLASS	ENGINE SIZE (L)	CYLINDERS	TRANSMISSION	FUEL TYPE	CONSUMPTION (L/100 KM)			\$ PER YEAR	CO ₂ EMISSIONS (g/km)	CO ₂ RATING	SMOG RATING
								CITY	HIGHWAY	COMBINED				
750Li xDrive Sedan	L	4.4	8	AS8	Z	14.5	9.9	12.4	\$3,596	290	3	3		
Alpina B7 xDrive	L	4.4	8	AS8	Z	14.5	9.9	12.4	\$3,596	290	3	3		
M2 Competition	S	3.0	6	AM7	Z	14.1	10.3	12.4	\$3,596	290	3	3		
M2 Competition	S	3.0	6	M6	Z	13.4	9.6	11.7	\$3,393	273	4	3		
M235i xDrive Gran Coupe	C	2.0	4	AS8	Z	10.3	7.3	9.0	\$2,610	208	6	3		
M240i Cabriolet	S	3.0	6	AS8	Z	11.4	8.1	9.9	\$2,871	231	5	3		
M240i Cabriolet	S	3.0	6	M6	Z	12.7	8.8	10.9	\$3,161	255	4	3		
M240i xDrive Cabriolet	S	3.0	6	AS8	Z	11.4	8.3	10.0	\$2,900	233	5	3		
M240i Coupe	S	3.0	6	AS8	Z	11.4	8.1	9.9	\$2,871	231	5	3		
M240i Coupe M Performance	S	3.0	6	AS8	Z	11.4	8.1	9.9	\$2,871	231	5	3		
M240i Coupe	S	3.0	6	M6	Z	12.7	8.8	10.9	\$3,161	255	4	3		
M240i Coupe M Performance	S	3.0	6	M6	Z	12.7	8.8	10.9	\$3,161	255	4	3		
M240i xDrive Coupe	S	3.0	6	AS8	Z	11.4	8.3	10.0	\$2,900	233	5	3		
M240i xDrive Coupe M Performance	S	3.0	6	AS8	Z	11.4	8.3	10.0	\$2,900	233	5	3		
M340i xDrive Sedan	C	3.0	6	AS8	Z	11.4	8.3	10.0	\$2,900	233	5	5		
M4 Cabriolet	S	3.0	6	AM7	Z	14.5	10.5	12.7	\$3,683	299	3	3		
M4 Cabriolet Competition	S	3.0	6	AM7	Z	14.5	10.5	12.7	\$3,683	299	3	3		
M4 Cabriolet	S	3.0	6	M6	Z	13.8	9.4	11.9	\$3,451	280	4	3		
M4 Cabriolet Competition	S	3.0	6	M6	Z	13.8	9.4	11.9	\$3,451	280	4	3		
M4 Coupe	C	3.0	6	AM7	Z	14.1	10.3	12.4	\$3,596	290	3	3		
M4 Coupe Competition	C	3.0	6	AM7	Z	14.1	10.3	12.4	\$3,596	290	3	3		
M4 Coupe	C	3.0	6	M6	Z	13.4	9.6	11.7	\$3,393	273	4	3		
M4 Coupe Competition	C	3.0	6	M6	Z	13.4	9.6	11.7	\$3,393	273	4	3		
M4 CS	C	3.0	6	AM7	Z	14.1	10.3	12.4	\$3,596	290	3	3		
M5 Sedan	M	4.4	8	AS8	Z	16.0	11.0	13.8	\$4,002	322	3	3		
M5 Competition	M	4.4	8	AS8	Z	16.0	11.0	13.8	\$4,002	322	3	3		
M550i xDrive Sedan	M	4.4	8	AS8	Z	13.6	9.3	11.7	\$3,393	273	4	3		
M760i xDrive Sedan	L	6.6	12	AS8	Z	17.8	11.9	15.1	\$4,379	354	2	3		
M8 Cabriolet	S	4.4	8	AS8	Z	16.0	11.0	13.8	\$4,002	322	3	3		
M8 Cabriolet Competition	S	4.4	8	AS8	Z	16.0	11.0	13.8	\$4,002	322	3	3		
M8 Coupe	S	4.4	8	AS8	Z	16.0	11.0	13.8	\$4,002	322	3	3		
M8 Coupe Competition	S	4.4	8	AS8	Z	16.0	11.0	13.8	\$4,002	322	3	3		
M8 Gran Coupe	M	4.4	8	AS8	Z	16.0	11.0	13.8	\$4,002	322	3	3		
M8 Gran Coupe Competition	M	4.4	8	AS8	Z	16.0	11.0	13.8	\$4,002	322	3	3		
M850i xDrive Cabriolet	S	4.4	8	AS8	Z	14.5	9.9	12.4	\$3,596	290	3	3		
M850i xDrive Coupe	S	4.4	8	AS8	Z	13.6	9.3	11.7	\$3,393	273	4	3		


A	 CARS												
	MAKE MODEL	CLASS	ENGINE SIZE (L)	CYLINDERS	TRANSMISSION	FUEL TYPE	CONSUMPTION (L/100 KM)			\$ PER YEAR	CO ₂ EMISSIONS (g/km)	CO ₂ RATING	SMOG RATING
							CITY	HIGHWAY	COMBINED				
M850i xDrive Gran Coupe	M	4.4	8	AS8	Z	14.5	9.9	12.4	\$3,596	290	3	3	
Z4 sDrive30i	T	2.0	4	AS8	Z	9.5	7.4	8.5	\$2,465	200	6	7	
Z4 M40i	T	3.0	6	AS8	Z	10.3	8.0	9.3	\$2,697	216	5	5	
Bugatti													
Chiron	T	8.0	16	AM7	Z	26.8	16.6	22.2	\$6,438	522	1	1	
Divo	T	8.0	16	AM7	Z	27.2	18.0	23.0	\$6,670	537	1	1	
Buick													
Regal	M	2.0	4	AS9	Z	10.3	7.4	9.0	\$2,610	211	5	5	
Regal AWD	M	2.0	4	AS8	Z	11.0	8.0	9.6	\$2,784	227	5	5	
Regal AWD	M	3.6	6	AS9	X	12.5	8.8	10.9	\$2,834	255	4	6	
Cadillac													
CT4	C	2.0	4	AS8	Z	10.1	6.8	8.7	\$2,523	203	6	6	
CT4	C	2.7	4	AS10	Z	11.5	8.0	9.9	\$2,871	232	5	6	
CT4 AWD	C	2.0	4	AS8	Z	10.4	7.4	9.1	\$2,639	213	5	6	
CT4 AWD	C	2.7	4	AS10	Z	11.7	8.4	10.2	\$2,958	238	5	6	
CT4-V	C	2.7	4	AS10	Z	11.5	8.2	10.0	\$2,900	234	5	6	
CT4-V AWD	C	2.7	4	AS10	Z	11.7	8.4	10.2	\$2,958	238	5	6	
CT5	M	2.0	4	AS10	Z	10.4	7.3	9.0	\$2,610	209	5	6	
CT5	M	3.0	6	AS10	Z	12.6	9.1	11.0	\$3,190	256	4	5	
CT5 AWD	M	2.0	4	AS10	Z	11.0	7.7	9.5	\$2,755	221	5	6	
CT5 AWD	M	3.0	6	AS10	Z	13.3	9.3	11.5	\$3,335	268	4	5	
CT5-V	M	3.0	6	AS10	Z	13.1	9.1	11.3	\$3,277	263	4	5	
CT5-V AWD	M	3.0	6	AS10	Z	13.8	9.4	11.8	\$3,422	276	4	5	
CT6 AWD	L	3.6	6	AS10	X	12.9	8.7	11.0	\$2,860	259	4	5	
CT6 AWD	L	4.2	8	AS10	Z	17.3	9.5	13.8	\$4,002	324	3	3	
Chevrolet													
Camaro	S	2.0	4	AS8	Z	10.9	7.6	9.4	\$2,726	219	5	5	
Camaro	S	2.0	4	M6	Z	11.9	7.9	10.1	\$2,929	235	5	5	
Camaro	S	3.6	6	AS10	X	12.5	8.1	10.5	\$2,730	247	4	6	
Camaro	S	3.6	6	M6	X	14.3	9.0	11.9	\$3,094	280	4	6	
Camaro SS	S	6.2	8	AS10	Z	14.6	8.9	12.1	\$3,509	282	4	1	
Camaro SS	S	6.2	8	M6	Z	14.9	9.9	12.6	\$3,654	296	3	1	
Camaro ZL1	S	6.2	8	AS10	Z	18.3	11.2	15.1	\$4,379	355	2	1	
Camaro ZL1	S	6.2	8	M6	Z	17.2	12.0	14.8	\$4,292	349	2	1	
Corvette	T	6.2	8	AS8	Z	15.4	8.7	12.4	\$3,596	290	3	3	
Impala	L	3.6	6	AS6	X	12.8	8.5	10.9	\$2,834	255	4	5	
	L	3.6	6	AS6	E	17.2	11.6	14.7		246	4	5	


A	 CARS												
	MAKE MODEL	CLASS	ENGINE SIZE (L)	CYLINDERS	TRANSMISSION	FUEL TYPE	CONSUMPTION (L/100 KM)			\$ PER YEAR	CO ₂ EMISSIONS (g/km)	CO ₂ RATING	SMOG RATING
							CITY	HIGHWAY	COMBINED				
Malibu	M	1.5	4	AV	X	8.2	6.6	7.5	\$1,950	189	6	6	
Malibu	M	2.0	4	A9	Z	10.5	7.4	9.1	\$2,639	214	5	5	
Spark	S	1.4	4	AV	X	7.9	6.2	7.1	\$1,846	167	7	5	
Spark	S	1.4	4	M5	X	8.0	6.2	7.2	\$1,872	170	7	5	
Chrysler													
300	L	3.6	6	A8	X	12.4	7.8	10.3	\$2,678	242	5	3	
300	L	5.7	8	A8	X	14.7	9.4	12.3	\$3,198	289	3	3	
300 AWD	L	3.6	6	A8	X	12.8	8.7	11.0	\$2,860	258	4	3	
Dodge													
Challenger	M	3.6	6	A8	X	12.4	7.8	10.3	\$2,678	242	5	3	
Challenger (MDS)	M	5.7	8	A8	X	14.7	9.4	12.3	\$3,198	289	3	3	
Challenger	M	5.7	8	M6	Z	15.6	10.1	13.1	\$3,799	307	3	1	
Challenger (MDS)	M	6.4	8	A8	Z	15.8	9.6	13.0	\$3,770	305	3	1	
Challenger	M	6.4	8	M6	Z	16.7	10.4	13.9	\$4,031	325	3	1	
Challenger AWD	M	3.6	6	A8	X	12.8	8.7	11.0	\$2,860	258	4	3	
Challenger Widebody (MDS)	M	6.4	8	A8	Z	15.8	9.6	13.0	\$3,770	305	3	1	
Challenger Widebody (MDS)	M	6.4	8	M6	Z	16.7	10.4	13.9	\$4,031	325	3	1	
Challenger SRT Hellcat	M	6.2	8	A8	Z	17.6	10.7	14.5	\$4,205	339	2	1	
Challenger SRT Hellcat	M	6.2	8	M6	Z	18.1	11.4	15.1	\$4,379	352	2	1	
Challenger SRT Hellcat Widebody	M	6.2	8	A8	Z	18.6	11.2	15.3	\$4,437	358	2	1	
Challenger SRT Hellcat Widebody	M	6.2	8	M6	Z	18.1	11.4	15.1	\$4,379	352	2	1	
Charger	L	3.6	6	A5	X	13.7	9.0	11.6	\$3,016	271	4	3	
Charger	L	3.6	6	A8	X	12.4	7.8	10.3	\$2,678	242	5	3	
Charger (MDS)	L	5.7	8	A8	X	14.7	9.4	12.3	\$3,198	289	3	3	
Charger (MDS)	L	6.4	8	A8	Z	15.8	9.6	13.0	\$3,770	305	3	1	
Charger AWD	L	3.6	6	A8	X	12.8	8.7	11.0	\$2,860	258	4	3	
Charger Widebody (MDS)	L	6.4	8	A8	Z	15.8	9.6	13.0	\$3,770	305	3	1	
Charger SRT Hellcat Widebody	L	6.2	8	A8	Z	19.0	11.5	15.6	\$4,524	368	2	1	
FIAT													
124 Spider	T	1.4	4	A6	X	9.3	6.5	8.0	\$2,080	187	6	3	
124 Spider	T	1.4	4	M6	X	9.0	6.7	7.9	\$2,054	185	7	3	
500L	WS	1.4	4	A6	X	10.7	7.9	9.4	\$2,444	221	5	3	
Ford													
Fusion	M	1.5	4	AS6	X	10.0	7.0	8.7	\$2,262	203	6	7	
Fusion Hybrid	M	2.0	4	AV	X	5.5	5.7	5.6	\$1,456	131	9	7	
GT	T	3.5	6	AM7	Z	19.8	12.8	16.6	\$4,814	393	1	3	
Mustang	S	2.3	4	AS10	X	11.2	7.3	9.4	\$2,444	221	5	5	


A	 CARS												
	MAKE MODEL	CLASS	ENGINE SIZE (L)	CYLINDERS	TRANSMISSION	FUEL TYPE	CONSUMPTION (L/100 KM)			\$ PER YEAR	CO ₂ EMISSIONS (g/km)	CO ₂ RATING	SMOG RATING
							CITY	HIGHWAY	COMBINED				
Mustang (Performance Pkg)	S	2.3	4	AS10	X	11.8	8.4	10.3	\$2,678	242	5	5	
Mustang	S	2.3	4	M6	X	11.2	7.9	9.7	\$2,522	226	5	5	
Mustang (Performance Pkg)	S	2.3	4	M6	X	11.8	8.7	10.4	\$2,704	244	5	5	
Mustang	S	5.0	8	AS10	X	15.0	9.1	12.3	\$3,198	289	3	3	
Mustang	S	5.0	8	M6	X	16.1	9.9	13.3	\$3,458	312	3	3	
Mustang Bullitt	S	5.0	8	M6	X	16.4	10.2	13.6	\$3,536	319	3	3	
Mustang Convertible	S	2.3	4	AS10	X	11.8	8.4	10.3	\$2,678	242	5	5	
Mustang Convertible (Performance Pkg)	S	2.3	4	AS10	X	11.8	8.7	10.4	\$2,704	244	5	5	
Mustang Convertible	S	2.3	4	M6	X	11.8	8.4	10.3	\$2,678	240	5	5	
Mustang Convertible (Performance Pkg)	S	2.3	4	M6	X	12.1	9.1	10.7	\$2,782	252	4	5	
Mustang Convertible	S	5.0	8	AS10	X	15.4	9.7	12.9	\$3,354	303	3	3	
Shelby GT350 Mustang	S	5.2	8	M6	Z	17.1	11.4	14.5	\$4,205	342	2	3	
Shelby GT500 Mustang	S	5.2	8	AM7	Z	19.9	12.7	16.7	\$4,843	392	1	3	
Genesis													
G70	C	2.0	4	M6	Z	12.8	8.5	10.9	\$3,161	255	4	3	
G70 AWD	C	2.0	4	AS8	Z	11.4	8.6	10.2	\$2,958	238	5	3	
G70 AWD	C	3.3	6	AS8	Z	14.1	9.5	12.0	\$3,480	284	3	3	
G80 AWD	L	3.3	6	AS8	Z	13.8	9.7	11.9	\$3,451	282	4	3	
G80 AWD	L	3.8	6	AS8	X	13.4	9.6	11.7	\$3,042	276	4	5	
G80 AWD	L	5.0	8	AS8	Z	15.6	10.4	13.2	\$3,828	312	3	5	
G90 AWD	L	3.3	6	AS8	Z	13.6	9.5	11.8	\$3,422	280	4	3	
G90 AWD	L	5.0	8	AS8	Z	15.4	10.2	13.1	\$3,799	311	3	5	
Honda													
Accord	L	1.5	4	AV	X	7.9	6.3	7.2	\$1,872	170	7	6	
Accord	L	1.5	4	AV7	X	8.2	6.8	7.6	\$1,976	177	7	6	
Accord	L	1.5	4	M6	X	8.9	6.7	7.9	\$2,054	185	7	7	
Accord	L	2.0	4	M6	X	10.7	7.3	9.2	\$2,392	214	5	7	
Accord Sport/Touring	M	2.0	4	AS10	X	10.4	7.4	9.1	\$2,366	211	5	6	
Accord Hybrid	L	2.0	4	AV	X	5.0	5.0	5.0	\$1,300	117	10	7	
Civic Coupe	C	1.5	4	AV7	X	7.8	6.4	7.2	\$1,872	167	7	3	
Civic Coupe	C	2.0	4	AV	X	7.8	6.1	7.1	\$1,846	164	8	3	
Civic Coupe	C	2.0	4	AV7	X	8.3	6.6	7.5	\$1,950	176	7	3	
Civic Coupe	C	2.0	4	M6	X	9.3	6.7	8.1	\$2,106	189	6	3	
Civic Coupe Si	C	1.5	4	M6	Z	8.9	6.4	7.8	\$2,262	183	7	3	
Civic Hatchback	L	1.5	4	AV	X	7.7	6.0	6.9	\$1,794	162	8	3	


A	 CARS												
	MAKE MODEL	CLASS	ENGINE SIZE (L)	CYLINDERS	TRANSMISSION	FUEL TYPE	CONSUMPTION (L/100 KM)			\$ PER YEAR	CO ₂ EMISSIONS (g/km)	CO ₂ RATING	SMOG RATING
							CITY	HIGHWAY	COMBINED				
Civic Hatchback	L	1.5	4	M6	X	8.0	6.2	7.2	\$1,872	167	7	3	
Civic Hatchback Sport	L	1.5	4	AV7	Z	8.0	6.6	7.4	\$2,146	172	7	3	
Civic Hatchback Sport	L	1.5	4	M6	Z	8.0	6.2	7.2	\$2,088	167	7	3	
Civic Sedan	M	1.5	4	AV7	X	7.8	6.2	7.1	\$1,846	165	7	3	
Civic Sedan	M	2.0	4	AV	X	7.9	6.1	7.1	\$1,846	167	7	3	
Civic Sedan	M	2.0	4	AV7	X	8.2	6.5	7.4	\$1,924	172	7	3	
Civic Sedan	M	2.0	4	M6	X	9.3	6.5	8.0	\$2,080	186	7	3	
Civic Sedan Si	M	1.5	4	M6	Z	8.9	6.4	7.8	\$2,262	183	7	3	
Civic Type R	L	2.0	4	M6	Z	10.5	8.4	9.6	\$2,784	223	5	3	
Fit	WS	1.5	4	AV	X	7.0	5.9	6.5	\$1,690	151	8	7	
Fit	WS	1.5	4	AV7	X	7.6	6.5	7.0	\$1,820	166	7	7	
Fit	WS	1.5	4	M6	X	8.1	6.6	7.4	\$1,924	174	7	3	
HR-V	WS	1.8	4	AV	X	8.4	7.0	7.8	\$2,028	181	7	5	
HR-V AWD	WS	1.8	4	AV	X	8.8	7.5	8.2	\$2,132	193	6	5	
HR-V AWD	WS	1.8	4	AV7	X	9.1	7.7	8.5	\$2,210	200	6	5	
Insight EX/Touring	M	1.5	4	AV	X	4.6	5.3	4.9	\$1,274	115	10	7	
Hyundai													
Accent	C	1.6	4	AV	X	7.3	6.0	6.7	\$1,742	160	8	3	
Accent	C	1.6	4	M6	X	7.8	6.1	7.0	\$1,820	168	7	3	
Elantra	M	1.6	4	AM7	X	8.9	7.0	8.1	\$2,106	192	6	5	
Elantra	M	1.6	4	M6	X	10.1	7.6	9.0	\$2,340	214	5	5	
Elantra	M	2.0	4	AV	X	7.8	5.6	6.8	\$1,768	161	8	5	
Elantra	M	2.0	4	M6	X	9.1	6.3	7.9	\$2,054	187	7	5	
Elantra GT	L	1.6	4	AM7	X	9.7	7.4	8.6	\$2,236	205	6	5	
Elantra GT	L	1.6	4	M6	X	10.3	7.9	9.2	\$2,392	218	5	5	
Elantra GT	L	2.0	4	AS6	X	9.4	7.1	8.4	\$2,184	199	6	5	
Elantra GT	L	2.0	4	M6	X	9.8	7.4	8.7	\$2,262	207	6	5	
IONIQ	L	1.6	4	AM6	X	4.2	4.2	4.2	\$1,092	99	10	7	
IONIQ Blue	L	1.6	4	AM6	X	4.2	4.0	4.1	\$1,066	96	10	7	
Sonata	L	1.6	4	AS8	X	8.6	6.6	7.7	\$2,002	181	7	5	
Sonata	L	2.5	4	AS8	X	8.8	6.4	7.7	\$2,002	182	7	7	
Sonata Hybrid	L	2.0	4	AM6	X	5.3	4.6	5.0	\$1,300	117	10	7	
Veloster Turbo	C	1.6	4	AM7	X	8.5	6.9	7.8	\$2,028	184	7	5	
Veloster Turbo	C	1.6	4	M6	X	9.4	7.0	8.3	\$2,158	196	6	5	
Veloster	C	2.0	4	AS6	X	9.1	7.1	8.2	\$2,132	193	6	5	
Veloster N	C	2.0	4	M6	X	10.6	8.3	9.5	\$2,470	226	5	3	
Venue	M	1.6	4	AV	X	8.0	7.0	7.5	\$1,950	178	7	5	


A	 CARS												
	MAKE MODEL	CLASS	ENGINE SIZE (L)	CYLINDERS	TRANSMISSION	FUEL TYPE	CONSUMPTION (L/100 KM)			\$ PER YEAR	CO ₂ EMISSIONS (g/km)	CO ₂ RATING	SMOG RATING
							CITY	HIGHWAY	COMBINED				
Venue	M	1.6	4	M6	X	8.6	6.8	7.8	\$2,028	184	7	5	
Infiniti													
Q50 AWD	M	3.0	6	AS7	Z	12.5	8.7	10.8	\$3,132	254	4	3	
Q50 AWD Red Sport	M	3.0	6	AS7	Z	12.5	9.3	11.1	\$3,219	261	4	3	
Q60 AWD	S	3.0	6	AS7	Z	12.3	8.7	10.7	\$3,103	251	4	3	
Q60 AWD Red Sport	S	3.0	6	AS7	Z	12.5	9.2	11.0	\$3,190	259	4	3	
Jaguar													
F-TYPE P300 Convertible	T	2.0	4	AS8	Z	10.2	7.8	9.2	\$2,668	215	5	7	
F-TYPE Convertible	T	3.0	6	AS8	Z	11.9	8.5	10.4	\$3,016	242	5	7	
F-TYPE Convertible R-Dynamic	T	3.0	6	AS8	Z	12.4	8.8	10.8	\$3,132	253	4	7	
F-TYPE Convertible R-Dynamic AWD	T	3.0	6	AS8	Z	13.0	9.2	11.3	\$3,277	265	4	7	
F-TYPE R AWD Convertible	T	5.0	8	AS8	Z	15.2	9.8	12.7	\$3,683	299	3	3	
F-TYPE SVR AWD Convertible	T	5.0	8	AS8	Z	15.2	9.8	12.7	\$3,683	299	3	3	
F-TYPE P300 Coupe	T	2.0	4	AS8	Z	10.2	7.8	9.2	\$2,668	215	5	7	
F-TYPE Coupe	T	3.0	6	AS8	Z	11.9	8.5	10.4	\$3,016	242	5	7	
F-TYPE Coupe R-Dynamic	T	3.0	6	AS8	Z	12.4	8.8	10.8	\$3,132	253	4	7	
F-TYPE Coupe R-Dynamic AWD	T	3.0	6	AS8	Z	13.0	9.2	11.3	\$3,277	265	4	7	
F-TYPE R AWD Coupe	T	5.0	8	AS8	Z	15.2	9.8	12.7	\$3,683	299	3	3	
F-TYPE SVR AWD Coupe	T	5.0	8	AS8	Z	15.2	9.8	12.7	\$3,683	299	3	3	
XE P250 AWD	C	2.0	4	AS8	Z	9.8	6.9	8.5	\$2,465	200	6	7	
XE P300 AWD	C	2.0	4	AS8	Z	10.7	7.7	9.4	\$2,726	220	5	7	
XF 25t AWD	M	2.0	4	AS8	Z	10.1	7.2	8.8	\$2,552	207	6	7	
XF 30t AWD	M	2.0	4	AS8	Z	10.6	7.6	9.2	\$2,668	217	5	7	
XF S AWD	M	3.0	6	AS8	Z	12.0	8.4	10.4	\$3,016	243	5	7	
Kia													
Forte	M	1.6	4	AM7	X	8.7	6.6	7.8	\$2,028	184	7	5	
Forte	M	2.0	4	AV	X	7.9	5.9	7.0	\$1,820	165	7	5	
Forte	M	2.0	4	M6	X	8.6	6.4	7.6	\$1,976	180	7	5	
Forte 5	L	1.6	4	AM7	X	8.9	6.9	8.0	\$2,080	190	6	5	
Forte 5	L	2.0	4	AV	X	8.0	6.0	7.1	\$1,846	169	7	5	
Niro	WS	1.6	4	AM6	X	4.6	5.1	4.8	\$1,248	114	10	7	
Niro FE	WS	1.6	4	AM6	X	4.5	4.8	4.7	\$1,222	110	10	7	
Niro Touring	WS	1.6	4	AM6	X	5.1	5.8	5.4	\$1,404	129	9	7	
Optima	L	2.4	4	AS6	X	9.5	7.1	8.4	\$2,184	199	6	5	
Optima Hybrid	M	2.0	4	AM6	X	5.9	5.2	5.6	\$1,456	132	9	7	
Rio	C	1.6	4	AV	X	7.2	5.9	6.6	\$1,716	151	8	3	


A	 CARS												
	MAKE MODEL	CLASS	ENGINE SIZE (L)	CYLINDERS	TRANSMISSION	FUEL TYPE	CONSUMPTION (L/100 KM)			\$ PER YEAR	CO ₂ EMISSIONS (g/km)	CO ₂ RATING	SMOG RATING
							CITY	HIGHWAY	COMBINED				
Rio	C	1.6	4	M6	X	7.8	6.0	7.0	\$1,820	167	7	3	
Soul	WS	2.0	4	AV	X	8.6	7.1	7.9	\$2,054	188	6	7	
Soul	WS	2.0	4	M6	X	9.6	7.6	8.7	\$2,262	206	6	5	
Stinger AWD	M	3.3	6	AS8	Z	13.6	9.6	11.8	\$3,422	279	4	3	
Lamborghini													
Aventador Coupe	T	6.5	12	AM7	Z	26.2	15.5	21.4	\$6,206	485	1	1	
Aventador Roadster	T	6.5	12	AM7	Z	26.6	15.8	21.7	\$6,293	493	1	1	
Huracan Coupe	T	5.2	10	AM7	Z	18.0	12.9	15.7	\$4,553	370	2	1	
Huracan Coupe AWD	T	5.2	10	AM7	Z	18.0	12.9	15.7	\$4,553	370	2	1	
Huracan Spyder	T	5.2	10	AM7	Z	18.0	12.9	15.7	\$4,553	370	2	1	
Huracan Spyder AWD	T	5.2	10	AM7	Z	18.0	12.9	15.7	\$4,553	370	2	1	
Lexus													
ES 300h	M	2.5	4	AV6	X	5.5	5.2	5.3	\$1,378	124	10	7	
ES 350	M	3.5	6	AS8	X	10.7	7.2	9.1	\$2,366	213	5	5	
ES 350 F SPORT	M	3.5	6	AS8	X	10.9	7.5	9.4	\$2,444	219	5	5	
GS 350 AWD	M	3.5	6	AS6	Z	12.3	9.1	10.9	\$3,161	254	4	5	
GS F	C	5.0	8	AS8	Z	14.9	9.7	12.5	\$3,625	293	3	5	
IS 300	C	2.0	4	AS8	Z	11.0	7.6	9.5	\$2,755	220	5	5	
IS 300 AWD	C	3.5	6	AS6	Z	12.3	9.1	10.9	\$3,161	254	4	5	
IS 350 AWD	C	3.5	6	AS6	Z	12.3	9.1	10.9	\$3,161	254	4	5	
LC 500	S	5.0	8	AS10	Z	15.1	9.5	12.6	\$3,654	294	3	5	
LC 500h	S	3.5	6	AV10	Z	9.0	7.1	8.1	\$2,349	189	6	7	
LS 500 AWD	M	3.4	6	AS10	Z	13.2	8.7	11.1	\$3,219	262	4	3	
LS 500h AWD	M	3.5	6	AV10	Z	10.3	7.7	9.1	\$2,639	214	5	7	
RC 300 AWD	S	3.5	6	AS6	Z	13.1	9.8	11.2	\$3,248	262	4	5	
RC 350 AWD	S	3.5	6	AS6	Z	13.1	9.8	11.2	\$3,248	262	4	5	
RC F	S	5.0	8	AS8	Z	14.4	9.6	12.2	\$3,538	285	3	5	
UX 200	M	2.0	4	AS10	X	8.0	6.3	7.2	\$1,872	168	7	6	
UX 250h AWD	C	2.0	4	AV6	X	5.7	6.2	6.0	\$1,560	140	9	6	
Lincoln													
Continental AWD	L	2.7	6	AS6	X	14.0	9.5	12.0	\$3,120	281	4	5	
Continental AWD	L	3.0	6	AS6	X	14.5	9.8	12.3	\$3,198	289	3	5	
Continental AWD	L	3.7	6	AS6	X	14.3	9.7	12.2	\$3,172	287	3	3	
MKZ AWD	M	2.0	4	AS6	X	12.1	8.4	10.4	\$2,704	245	5	5	
MKZ Hybrid	M	2.0	4	AV	X	5.5	5.7	5.6	\$1,456	131	9	7	
Maserati													
Ghibli	M	3.0	6	AS8	Z	14.1	9.8	12.2	\$3,538	286	3	1	


A													
	CARS												
	MAKE MODEL	CLASS	ENGINE SIZE (L)	CYLINDERS	TRANSMISSION	FUEL TYPE	CONSUMPTION (L/100 KM)			\$ PER YEAR	CO ₂ EMISSIONS (g/km)	CO ₂ RATING	SMOG RATING
CITY							HIGHWAY	COMBINED					
Ghibli S	M	3.0	6	AS8	Z	14.1	9.8	12.2	\$3,538	286	3	1	
Ghibli S Q4	M	3.0	6	AS8	Z	14.7	9.9	12.6	\$3,654	295	3	1	
Quattroporte S	L	3.0	6	AS8	Z	14.1	9.8	12.2	\$3,538	286	3	1	
Quattroporte S Q4	L	3.0	6	AS8	Z	15.0	10.3	12.8	\$3,712	301	3	1	
Quattroporte GTS	L	3.8	8	AS8	Z	16.0	10.8	13.7	\$3,973	321	3	1	
Mazda													
CX-3	C	2.0	4	AS6	X	8.3	6.9	7.7	\$2,002	179	7	3	
CX-3 (SIL)	C	2.0	4	M6	X	8.8	7.0	8.0	\$2,080	186	7	3	
CX-3 4WD	C	2.0	4	AS6	X	8.6	7.4	8.1	\$2,106	189	6	3	
Mazda3 4-Door	C	2.0	4	AS6	X	8.4	6.6	7.6	\$1,976	178	7	7	
Mazda3 4-Door (SIL)	C	2.0	4	M6	X	8.7	6.4	7.7	\$2,002	180	7	7	
Mazda3 4-Door	C	2.5	4	AS6	X	8.8	6.4	7.7	\$2,002	181	7	7	
Mazda3 4-Door (Cylinder Deactivation)	C	2.5	4	AS6	X	8.8	6.6	7.8	\$2,028	183	7	7	
Mazda3 4-Door 4WD	C	2.5	4	AS6	X	9.2	7.0	8.2	\$2,132	192	6	7	
Mazda3 5-Door	M	2.0	4	AS6	X	8.6	6.7	7.7	\$2,002	181	7	7	
Mazda3 5-Door (SIL)	M	2.0	4	M6	X	8.7	6.6	7.8	\$2,028	181	7	7	
Mazda3 5-Door	M	2.5	4	AS6	X	9.0	6.8	8.0	\$2,080	187	7	7	
Mazda3 5-Door (SIL)	M	2.5	4	M6	X	9.2	6.6	8.1	\$2,106	189	6	7	
Mazda3 5-Door 4WD	M	2.5	4	AS6	X	9.8	7.4	8.7	\$2,262	204	6	7	
Mazda6	M	2.5	4	AS6	X	9.0	6.7	8.0	\$2,080	188	6	7	
Mazda6 Turbo	M	2.5	4	AS6	X	10.0	7.5	8.9	\$2,314	208	6	3	
MX-5	T	2.0	4	AS6	Z	9.0	6.6	7.9	\$2,291	186	7	3	
MX-5 (SIL)	T	2.0	4	M6	Z	9.0	7.0	8.1	\$2,349	189	6	3	
Mercedes-Benz													
AMG C 43 4MATIC	C	3.0	6	A9	Z	12.4	8.7	10.7	\$3,103	253	4	5	
AMG C 43 4MATIC Cabriolet	S	3.0	6	A9	Z	12.7	9.2	11.2	\$3,248	263	4	5	
AMG C 43 4MATIC Coupe	S	3.0	6	A9	Z	12.9	8.8	11.1	\$3,219	255	4	5	
AMG C 43 4MATIC Wagon	WS	3.0	6	A9	Z	12.4	8.9	10.8	\$3,132	255	4	5	
AMG C 63	C	4.0	8	A9	Z	13.2	8.7	11.2	\$3,248	263	4	5	
AMG C 63 S	C	4.0	8	A9	Z	13.2	8.7	11.2	\$3,248	263	4	5	
AMG C 63 S Cabriolet	S	4.0	8	A9	Z	13.9	9.7	12.0	\$3,480	282	4	5	
AMG C 63 S Coupe	S	4.0	8	A9	Z	13.9	9.2	11.8	\$3,422	277	4	5	
AMG CLS 53 4MATIC+	C	3.0	6	A9	Z	12.4	8.7	10.7	\$3,103	235	5	5	
AMG E 53 4MATIC+	M	3.0	6	A9	Z	11.2	8.3	9.9	\$2,871	232	5	5	
AMG E 53 4MATIC+ Cabriolet	S	3.0	6	A9	Z	12.5	9.0	10.9	\$3,161	245	5	5	
AMG E 53 4MATIC+ Coupe	S	3.0	6	A9	Z	12.3	8.5	10.6	\$3,074	237	5	5	


A	 CARS												
	MAKE MODEL	CLASS	ENGINE SIZE (L)	CYLINDERS	TRANSMISSION	FUEL TYPE	CONSUMPTION (L/100 KM)			\$ PER YEAR	CO ₂ EMISSIONS (g/km)	CO ₂ RATING	SMOG RATING
							CITY	HIGHWAY	COMBINED				
AMG E 63 S 4MATIC+	M	4.0	8	A9	Z	16.0	10.5	13.5	\$3,915	318	3	5	
AMG E 63 S 4MATIC+ Wagon	WM	4.0	8	A9	Z	14.6	10.4	12.7	\$3,683	299	3	5	
AMG GT R Coupe	T	4.0	8	AM7	Z	15.9	11.8	14.0	\$4,060	327	3	5	
AMG S 63 4MATIC+	L	4.0	8	A9	Z	14.1	8.9	11.8	\$3,422	275	4	5	
AMG S 63 4MATIC+ Cabriolet	S	4.0	8	A9	Z	15.8	9.8	13.1	\$3,799	306	3	5	
AMG S 63 4MATIC+ Coupe	C	4.0	8	A9	Z	14.0	8.7	11.6	\$3,364	271	4	5	
AMG S 65	L	6.0	12	A7	Z	18.6	10.9	15.1	\$4,379	356	2	3	
C 300 4MATIC	C	2.0	4	A9	Z	11.0	7.3	9.4	\$2,726	219	5	5	
C 300 4MATIC Cabriolet	S	2.0	4	A9	Z	11.3	8.1	9.9	\$2,871	231	5	5	
C 300 4MATIC Coupe	S	2.0	4	A9	Z	10.9	7.7	9.5	\$2,755	221	5	5	
C 300 4MATIC Wagon	WS	2.0	4	A9	Z	10.9	7.7	9.5	\$2,755	221	5	5	
CLS 450 4MATIC	C	3.0	6	A9	Z	11.3	7.9	9.8	\$2,842	213	5	5	
E 450 4MATIC Cabriolet	S	3.0	6	A9	Z	12.7	10.1	11.6	\$3,364	271	4	5	
E 450 4MATIC Coupe	S	3.0	6	A9	Z	12.5	9.1	11.0	\$3,190	257	4	5	
Maybach S 560 4MATIC	L	4.0	8	A9	Z	14.4	9.5	12.2	\$3,538	286	3	5	
Maybach S 650	L	6.0	12	A7	Z	18.4	11.1	15.1	\$4,379	355	2	3	
S 450 4MATIC SWB	M	3.0	6	A9	Z	12.8	8.5	10.8	\$3,132	253	4	3	
S 560 4MATIC	L	4.0	8	A9	Z	13.5	8.6	11.3	\$3,277	265	4	5	
S 560 4MATIC SWB	M	4.0	8	A9	Z	13.5	8.6	11.3	\$3,277	265	4	5	
SL 550	T	4.7	8	A9	Z	13.5	9.3	11.6	\$3,364	270	4	1	
SLC 300	T	2.0	4	A9	Z	10.0	7.3	8.8	\$2,552	205	6	3	
MINI													
Cooper 3 Door	S	1.5	3	AM7	Z	8.3	6.4	7.5	\$2,175	174	7	7	
Cooper 5 Door	S	1.5	3	AM7	Z	8.3	6.4	7.5	\$2,175	174	7	7	
Cooper Clubman ALL4	M	1.5	3	AS8	Z	9.7	7.0	8.5	\$2,465	197	6	7	
Cooper Convertible	I	1.5	3	AM7	Z	8.3	6.4	7.5	\$2,175	174	7	7	
Cooper Countryman ALL4	M	1.5	3	AS8	Z	9.8	7.1	8.6	\$2,494	200	6	7	
Cooper S 3 Door	S	2.0	4	AM7	Z	8.9	6.6	7.9	\$2,291	184	7	7	
Cooper S 5 Door	S	2.0	4	AM7	Z	8.9	6.6	7.9	\$2,291	184	7	7	
Cooper S Clubman ALL4	M	2.0	4	AS8	Z	10.2	7.4	8.9	\$2,581	207	6	7	
Cooper S Convertible	I	2.0	4	AM7	Z	9.2	6.9	8.1	\$2,349	191	6	7	
Cooper S Countryman ALL4	M	2.0	4	AS8	Z	10.4	7.5	9.1	\$2,639	212	5	7	
John Cooper Works 3 Door	S	2.0	4	AS8	Z	9.2	6.9	8.1	\$2,349	190	6	7	
John Cooper Works Clubman ALL4	M	2.0	4	AS8	Z	10.1	7.6	9.0	\$2,610	210	5	3	
John Cooper Works Convertible	I	2.0	4	AS8	Z	9.4	7.1	8.3	\$2,407	194	6	7	


A	 CARS												
	MAKE MODEL	CLASS	ENGINE SIZE (L)	CYLINDERS	TRANSMISSION	FUEL TYPE	CONSUMPTION (L/100 KM)			\$ PER YEAR	CO ₂ EMISSIONS (g/km)	CO ₂ RATING	SMOG RATING
							CITY	HIGHWAY	COMBINED				
John Cooper Works Countryman ALL4	M	2.0	4	AS8	Z	10.0	7.8	9.0	\$2,610	210	5	3	
Mitsubishi													
Mirage	C	1.2	3	AV	X	6.6	5.6	6.2	\$1,612	143	9	5	
Mirage	C	1.2	3	M5	X	7.1	5.8	6.5	\$1,690	151	8	5	
Nissan													
370Z	T	3.7	6	AS7	Z	12.6	9.3	11.1	\$3,219	261	4	3	
370Z	T	3.7	6	M6	Z	13.3	9.3	11.5	\$3,335	270	4	3	
370Z Roadster	T	3.7	6	AS7	Z	13.0	9.7	11.5	\$3,335	271	4	3	
370Z Roadster	T	3.7	6	M6	Z	13.6	9.7	11.8	\$3,422	279	4	3	
Altima AWD	M	2.5	4	AV	X	9.1	6.5	7.9	\$2,054	186	7	7	
Altima AWD SR/Platinum	M	2.5	4	AV	X	9.3	6.7	8.1	\$2,106	190	6	7	
GT-R	S	3.8	6	AM6	Z	14.4	10.9	12.8	\$3,712	300	3	3	
Kicks	M	1.6	4	AV	X	7.7	6.6	7.2	\$1,872	169	7	7	
Maxima	M	3.5	6	AV7	Z	11.6	7.9	9.9	\$2,871	233	5	3	
Murano	WM	3.5	6	AV7	X	11.7	8.3	10.2	\$2,652	240	5	5	
Murano AWD	WM	3.5	6	AV7	X	11.7	8.5	10.3	\$2,678	242	5	5	
Qashqai	WS	2.0	4	AV8	X	8.8	7.4	8.2	\$2,132	192	6	5	
Qashqai	WS	2.0	4	M6	X	10.1	8.2	9.2	\$2,392	217	5	5	
Qashqai AWD	WS	2.0	4	AV8	X	9.0	7.7	8.4	\$2,184	198	6	5	
Sentra	M	2.0	4	AV	X	8.0	6.0	7.1	\$1,846	167	7	7	
Sentra SR	M	2.0	4	AV	X	8.2	6.2	7.3	\$1,898	171	7	7	
Sentra	M	2.0	4	M6	X	9.4	6.4	8.0	\$2,080	188	6	7	
Versa	C	1.6	4	AV	X	7.4	5.9	6.7	\$1,742	158	8	7	
Versa	C	1.6	4	M5	X	8.6	6.7	7.7	\$2,002	181	7	7	
Porsche													
911 Carrera S	I	3.0	6	AM8	Z	13.1	9.7	11.5	\$3,335	271	4	5	
911 Carrera S Cabriolet	I	3.0	6	AM8	Z	12.7	10.2	11.6	\$3,364	272	4	5	
911 Carrera 4S	I	3.0	6	AM8	Z	13.1	10.2	11.8	\$3,422	277	4	5	
911 Carrera 4S Cabriolet	I	3.0	6	AM8	Z	13.1	10.2	11.8	\$3,422	277	4	5	
Panamera	L	3.0	6	AM8	Z	12.4	8.7	10.7	\$3,103	250	4	5	
Panamera 4	L	3.0	6	AM8	Z	12.4	9.0	10.9	\$3,161	253	4	5	
Panamera 4 Executive	L	3.0	6	AM8	Z	12.4	9.0	10.9	\$3,161	253	4	5	
Panamera 4 ST	L	3.0	6	AM8	Z	12.2	8.9	10.7	\$3,103	250	4	5	
Panamera 4S	L	2.9	6	AM8	Z	13.1	8.9	11.2	\$3,248	261	4	5	
Panamera 4S Executive	L	2.9	6	AM8	Z	13.1	8.9	11.2	\$3,248	261	4	5	
Panamera 4S ST	L	2.9	6	AM8	Z	13.1	9.8	11.6	\$3,364	273	4	5	


A												
	CARS											
	MAKE MODEL	CLASS	ENGINE SIZE (L)	CYLINDERS	TRANSMISSION	FUEL TYPE	CONSUMPTION (L/100 KM)			\$ PER YEAR	CO ₂ EMISSIONS (g/km)	CO ₂ RATING
CITY							HIGHWAY	COMBINED				
Panamera GTS	L	4.0	8	AM8	Z	14.5	10.2	12.6	\$3,654	295	3	3
Panamera GTS ST	L	4.0	8	AM8	Z	15.7	10.5	13.4	\$3,886	313	3	3
Panamera Turbo	L	4.0	8	AM8	Z	12.8	9.2	11.2	\$3,248	261	4	3
Panamera Turbo Executive	L	4.0	8	AM8	Z	12.8	9.2	11.2	\$3,248	261	4	3
Panamera Turbo ST	L	4.0	8	AM8	Z	13.4	10.1	11.9	\$3,451	279	4	3
Rolls-Royce												
Cullinan	WM	6.7	12	AS8	Z	20.1	12.1	16.5	\$4,785	386	1	3
Cullinan Black Badge	WM	6.7	12	AS8	Z	20.1	12.1	16.5	\$4,785	386	1	3
Dawn	C	6.6	12	AS8	Z	20.4	13.1	17.1	\$4,959	400	1	3
Ghost	L	6.6	12	AS8	Z	20.4	13.1	17.1	\$4,959	400	1	3
Ghost EWB	L	6.6	12	AS8	Z	20.4	13.1	17.1	\$4,959	400	1	3
Phantom	L	6.7	12	AS8	Z	20.0	11.8	16.3	\$4,727	382	1	3
Phantom EWB	L	6.7	12	AS8	Z	20.0	11.8	16.3	\$4,727	382	1	3
Wraith	M	6.6	12	AS8	Z	19.6	12.8	16.5	\$4,785	387	1	3
Subaru												
BRZ	I	2.0	4	AS6	Z	9.7	7.2	8.6	\$2,494	200	6	1
BRZ	I	2.0	4	M6	Z	11.2	8.2	9.9	\$2,871	231	5	1
BRZ tS	I	2.0	4	M6	Z	11.6	8.6	10.2	\$2,958	239	5	1
Impreza 4-Door AWD	M	2.0	4	AV7	X	8.3	6.4	7.5	\$1,950	174	7	6
Impreza 4-Door AWD	M	2.0	4	M5	X	10.1	7.6	9.0	\$2,340	210	5	6
Impreza 5-Door AWD	WS	2.0	4	AV7	X	8.4	6.6	7.6	\$1,976	178	7	6
Impreza 5-Door AWD	WS	2.0	4	M5	X	10.1	7.7	9.0	\$2,340	211	5	6
Legacy AWD	L	2.4	4	AV8	X	9.9	7.3	8.7	\$2,262	205	6	3
Legacy AWD	L	2.5	4	AV8	X	8.8	6.7	7.9	\$2,054	185	7	6
WRX AWD	C	2.0	4	AV8	Z	12.9	9.7	11.5	\$3,335	263	4	1
WRX AWD	C	2.0	4	M6	Z	11.3	8.5	10.1	\$2,929	236	5	1
WRX STI AWD	C	2.5	4	M6	Z	14.3	10.8	12.7	\$3,683	297	3	1
Toyota												
86	I	2.0	4	AS6	Z	9.9	7.3	8.7	\$2,523	204	6	1
86	I	2.0	4	M6	Z	11.2	8.3	9.9	\$2,871	232	5	1
Avalon	M	3.5	6	AS8	X	10.9	7.6	9.4	\$2,444	220	5	5
C-HR	C	2.0	4	AS7	X	8.7	7.5	8.2	\$2,132	189	6	3
Camry	M	2.5	4	AS8	X	8.1	5.7	6.9	\$1,794	164	8	7
Camry LE/SE	M	2.5	4	AS8	X	8.5	6.1	7.4	\$1,924	173	7	7
Camry XLE/XSE	M	2.5	4	AS8	X	8.6	6.3	7.6	\$1,976	177	7	7
Camry	M	3.5	6	AS8	X	10.5	7.1	9.0	\$2,340	210	5	5
Camry XSE	M	3.5	6	AS8	X	10.7	7.4	9.2	\$2,392	215	5	5


A		CARS												
		MAKE MODEL	CLASS	ENGINE SIZE (L)	CYLINDERS	TRANSMISSION	FUEL TYPE	CONSUMPTION (L/100 KM)			\$ PER YEAR	CO ₂ EMISSIONS (g/km)	CO ₂ RATING	SMOG RATING
								CITY	HIGHWAY	COMBINED				
Camry TRD	M	3.5	6	AS8	X	10.8	7.6	9.4	\$2,444	220	5	5		
Camry AWD LE/SE	M	2.5	4	AS8	X	9.3	6.8	8.2	\$2,132	190	6	6		
Camry AWD XLE/XSE	M	2.5	4	AS8	X	9.5	7.0	8.4	\$2,184	197	6	6		
Camry Hybrid LE	M	2.5	4	AV	X	4.9	4.8	4.9	\$1,274	113	10	7		
Camry Hybrid XLE/SE	M	2.5	4	AV	X	5.3	5.0	5.1	\$1,326	121	10	7		
Corolla	C	1.8	4	AV	X	7.9	6.1	7.1	\$1,846	165	7	5		
Corolla XLE	C	1.8	4	AV	X	8.1	6.3	7.3	\$1,898	170	7	5		
Corolla	C	1.8	4	M6	X	8.0	6.0	7.1	\$1,846	165	7	5		
Corolla	C	2.0	4	AV10	X	7.6	5.8	6.7	\$1,742	158	8	6		
Corolla XSE	C	2.0	4	AV10	X	7.7	6.1	7.0	\$1,820	164	8	6		
Corolla	C	2.0	4	M6	X	8.2	6.5	7.4	\$1,924	173	7	6		
Corolla Hatchback	C	2.0	4	AV10	X	7.5	5.8	6.7	\$1,742	158	8	6		
Corolla Hatchback	C	2.0	4	M6	X	8.4	6.3	7.5	\$1,950	174	7	6		
Corolla Hybrid	C	1.8	4	AV	X	4.4	4.5	4.5	\$1,170	106	10	7		
GR Supra	T	3.0	6	AS8	Z	9.9	7.7	8.9	\$2,581	208	6	3		
Prius	M	1.8	4	AV	X	4.4	4.7	4.5	\$1,170	106	10	7		
Prius AWD	M	1.8	4	AV	X	4.5	4.9	4.7	\$1,222	109	10	7		
Prius c	C	1.5	4	AV	X	4.9	5.5	5.1	\$1,326	120	10	7		
Yaris	C	1.5	4	AS6	X	7.3	5.9	6.6	\$1,716	155	8	3		
Yaris (SIL)	C	1.5	4	M6	X	7.8	6.1	6.9	\$1,794	165	8	3		
Volkswagen														
Arteon 4MOTION	L	2.0	4	AS8	Z	11.5	8.2	10.0	\$2,900	234	5	3		
Golf	C	1.4	4	AS8	X	8.1	6.6	7.4	\$1,924	174	7	7		
Golf	C	1.4	4	M6	X	8.4	6.6	7.6	\$1,976	177	7	7		
Golf GTI	C	2.0	4	AM7	X	9.7	7.5	8.7	\$2,262	203	6	7		
Golf GTI	C	2.0	4	M6	X	9.8	7.3	8.7	\$2,262	203	6	7		
Jetta	C	1.4	4	AS8	X	7.8	5.9	7.0	\$1,820	162	8	5		
Jetta	C	1.4	4	M6	X	7.9	5.9	7.0	\$1,820	163	8	7		
Jetta GLI	C	2.0	4	AM7	X	9.3	7.2	8.4	\$2,184	196	6	7		
Jetta GLI	C	2.0	4	M6	X	9.6	7.1	8.5	\$2,210	198	6	7		
Passat	M	2.0	4	AS6	X	10.2	6.9	8.7	\$2,262	205	6	7		
Volvo														
S60 T5	C	2.0	4	AS8	Z	10.5	7.1	8.9	\$2,581	208	6	5		
S60 T6 AWD	C	2.0	4	AS8	Z	11.0	7.4	9.4	\$2,726	219	5	7		
S90 T6 AWD	M	2.0	4	AS8	Z	11.3	7.5	9.6	\$2,784	223	5	7		
V60 T5	WS	2.0	4	AS8	Z	10.5	7.1	8.9	\$2,581	208	6	5		
V60 T6 AWD	WS	2.0	4	AS8	Z	11.0	7.4	9.4	\$2,726	219	5	7		


A	 CARS												
	MAKE MODEL	CLASS	ENGINE SIZE (L)	CYLINDERS	TRANSMISSION	FUEL TYPE	CONSUMPTION (L/100 KM)			\$ PER YEAR	CO ₂ EMISSIONS (g/km)	CO ₂ RATING	SMOG RATING
							CITY	HIGHWAY	COMBINED				
	V60 CC T5 AWD	WS	2.0	4	AS8	Z	10.8	7.7	9.4	\$2,726	220	5	5


B	 VANS												
	MAKE MODEL	CLASS	ENGINE SIZE (L)	CYLINDERS	TRANSMISSION	FUEL TYPE	CONSUMPTION (L/100 KM)			\$ PER YEAR	CO ₂ EMISSIONS (g/km)	CO ₂ RATING	SMOG RATING
							CITY	HIGHWAY	COMBINED				
Chrysler													
	Pacifica (Stop-Start)	V	3.6	6	A9	X	12.4	8.4	10.6	\$2,756	249	4	7
	Pacifica AWD (Stop-Start)	V	3.6	6	A9	X	13.9	9.2	11.8	\$3,068	276	4	7
	Voyager (Stop-Start)	V	3.6	6	A9	X	12.4	8.4	10.6	\$2,756	249	4	7
Dodge													
	Grand Caravan	V	3.6	6	A6	X	13.7	9.4	11.8	\$3,068	276	4	5
Ford													
	T-150 Wagon FFV	VP	3.5	6	AS10	X	16.2	12.3	14.5	\$3,770	340	2	1
		VP	3.5	6	AS10	E	21.5	16.2	19.1		316	3	1
	T-150 Wagon FFV 4WD	VP	3.5	6	AS10	X	16.7	12.8	15.0	\$3,900	352	2	1
		VP	3.5	6	AS10	E	22.1	16.8	19.8		328	3	1
	Transit Connect Van FFV	SP	2.0	4	AS8	X	9.8	8.8	9.3	\$2,418	219	5	5
		SP	2.0	4	AS8	E	13.3	11.8	12.6		209	5	5
	Transit Connect Van LWB	SP	2.0	4	AS8	X	9.8	8.8	9.3	\$2,418	219	5	6
	Transit Connect Van LWB	SP	2.5	4	AS6	X	12.0	8.8	10.6	\$2,756	247	4	5
	Transit Connect Wagon LWB	SP	2.0	4	AS8	X	9.9	8.2	9.2	\$2,392	214	5	6
	Transit Connect Wagon LWB FFV	SP	2.0	4	AS8	X	9.9	8.2	9.2	\$2,392	214	5	5
		SP	2.0	4	AS8	E	13.7	11.1	12.5		208	6	5
	Transit Connect Wagon LWB	SP	2.5	4	AS6	X	12.1	9.0	10.7	\$2,782	251	4	5
Honda													
	Odyssey	V	3.5	6	AS10	X	12.2	8.5	10.6	\$2,756	248	4	5
Kia													
	Sedona	V	3.3	6	AS8	X	12.7	9.9	11.5	\$2,990	271	4	5

B													
	VANS												
	MAKE MODEL	CLASS	ENGINE SIZE (L)	CYLINDERS	TRANSMISSION	FUEL TYPE	CONSUMPTION (L/100 KM)			\$ PER YEAR	CO ₂ EMISSIONS (g/km)	CO ₂ RATING	SMOG RATING
CITY							HIGHWAY	COMBINED					
Nissan													
NV200 Cargo Van	SP	2.0	4	AV	X	9.8	8.8	9.3	\$2,418	218	5	3	
Ram													
ProMaster City	SP	2.4	4	A9	X	11.2	8.3	9.9	\$2,574	232	5	6	
Toyota													
Sienna	V	3.5	6	AS8	X	12.6	9.1	11.0	\$2,860	259	4	5	
Sienna AWD	V	3.5	6	AS8	X	13.4	9.6	11.7	\$3,042	274	4	5	

C													
	PICKUP TRUCKS												
	MAKE MODEL	CLASS	ENGINE SIZE (L)	CYLINDERS	TRANSMISSION	FUEL TYPE	CONSUMPTION (L/100 KM)			\$ PER YEAR	CO ₂ EMISSIONS (g/km)	CO ₂ RATING	SMOG RATING
CITY							HIGHWAY	COMBINED					
Chevrolet													
Colorado	PS	2.5	4	A6	X	12.1	9.2	10.8	\$2,808	252	4	5	
Colorado	PS	2.8	4	A6	D	11.8	7.9	10.1	\$2,626	270	4	3	
Colorado	PS	3.6	6	A8	X	13.4	9.6	11.7	\$3,042	273	4	5	
Colorado 4WD	PS	2.5	4	A6	X	12.6	9.7	11.3	\$2,938	265	4	5	
Colorado 4WD	PS	2.8	4	A6	D	12.3	8.5	10.6	\$2,756	284	3	3	
Colorado 4WD	PS	3.6	6	A8	X	14.0	9.9	12.2	\$3,172	286	3	5	
Colorado ZR2 4WD	PS	2.8	4	A6	D	13.3	10.6	12.1	\$3,146	326	3	3	
Colorado ZR2 4WD	PS	3.6	6	A8	X	15.0	13.0	14.1	\$3,666	331	3	5	
Silverado	PL	2.7	4	A8	X	11.9	10.3	11.1	\$2,886	262	4	6	
Silverado WT	PL	2.7	4	A8	X	12.5	10.8	11.7	\$3,042	275	4	6	
Silverado	PL	3.0	6	A10	D	10.2	7.2	8.9	\$2,314	238	5	1	
Silverado	PL	4.3	6	A6	X	15.1	11.5	13.5	\$3,510	318	3	6	
Silverado	PL	5.3	8	A6	X	15.9	11.4	13.9	\$3,614	326	3	5	
Silverado FFV	PL	5.3	8	A6	X	16.0	12.6	14.4	\$3,744	339	2	3	
	PL	5.3	8	A6	E	22.2	16.2	19.5		326	3	3	
Silverado	PL	5.3	8	A8	X	13.9	10.1	12.2	\$3,172	286	3	5	
Silverado 4WD	PL	2.7	4	A8	X	12.5	10.8	11.7	\$3,042	275	4	6	

C		PICKUP TRUCKS												
		MAKE MODEL	CLASS	ENGINE SIZE (L)	CYLINDERS	TRANSMISSION	FUEL TYPE	CONSUMPTION (L/100 KM)			\$ PER YEAR	CO ₂ EMISSIONS (g/km)	CO ₂ RATING	SMOG RATING
								CITY	HIGHWAY	COMBINED				
Silverado WT 4WD	PL	2.7	4	A8	X	12.7	11.0	12.0	\$3,120	280	4	6		
Silverado 4WD	PL	3.0	6	A10	D	10.4	8.0	9.4	\$2,444	252	4	1		
Silverado 4WD	PL	4.3	6	A6	X	15.7	12.0	14.1	\$3,666	331	3	6		
Silverado 4WD Custom Trail Boss	PL	4.3	6	A6	X	16.3	12.9	14.8	\$3,848	349	2	6		
Silverado 4WD	PL	5.3	8	A6	X	15.9	11.8	14.1	\$3,666	331	3	5		
Silverado 4WD FFV	PL	5.3	8	A6	X	16.6	13.0	15.0	\$3,900	350	2	3		
	PL	5.3	8	A6	E	22.3	18.1	20.5		342	2	3		
Silverado 4WD Custom Trail Boss	PL	5.3	8	A6	X	16.7	13.1	15.1	\$3,926	354	2	5		
Silverado 4WD	PL	5.3	8	A8	X	14.7	10.7	12.9	\$3,354	303	3	5		
Silverado 4WD	PL	5.3	8	A10	X	14.3	10.6	12.6	\$3,276	296	3	5		
Silverado 4WD LT Trail Boss	PL	5.3	8	A10	X	14.7	11.2	13.1	\$3,406	307	3	5		
Silverado 4WD	PL	6.2	8	A10	Z	15.0	12.0	13.7	\$3,973	321	3	3		
Silverado 4WD Custom Trail Boss	PL	6.2	8	A10	Z	16.8	13.3	15.2	\$4,408	357	2	3		
Silverado 4WD LT Trail Boss	PL	6.2	8	A10	Z	15.7	12.4	14.2	\$4,118	332	3	3		
Ford														
F-150	PL	2.7	6	AS10	X	12.0	8.9	10.6	\$2,756	249	4	5		
F-150	PL	3.0	6	AS10	D	11.1	8.3	9.8	\$2,548	264	4	1		
F-150 (LT Tire Pkg)	PL	3.0	6	AS10	D	11.1	8.3	9.8	\$2,548	264	4	1		
F-150 FFV	PL	3.3	6	AS6	X	12.1	9.3	10.8	\$2,808	254	4	5		
	PL	3.3	6	AS6	E	16.6	12.6	14.8		245	5	5		
F-150	PL	3.5	6	AS10	X	14.3	10.7	12.7	\$3,302	298	3	5		
F-150 FFV	PL	5.0	8	AS10	X	14.3	10.6	12.6	\$3,276	297	3	3		
	PL	5.0	8	AS10	E	20.0	14.8	17.6		293	3	3		
F-150 FFV (LT Tire Pkg)	PL	5.0	8	AS10	X	14.4	11.2	13.0	\$3,380	305	3	3		
	PL	5.0	8	AS10	E	20.0	14.9	17.7		294	3	3		
F-150 FFV (Payload Pkg)	PL	5.0	8	AS10	X	15.1	11.8	13.6	\$3,536	319	3	3		
	PL	5.0	8	AS10	E	19.9	15.8	18.0		300	3	3		
F-150 4X4	PL	2.7	6	AS10	X	13.1	10.2	11.8	\$3,068	277	4	5		
F-150 4X4	PL	3.0	6	AS10	D	11.9	9.4	10.8	\$2,808	290	3	1		
F-150 4X4 XL/XLT	PL	3.0	6	AS10	D	11.3	8.5	10.0	\$2,600	270	4	1		
F-150 FFV 4X4	PL	3.3	6	AS6	X	12.9	10.2	11.7	\$3,042	274	4	5		
	PL	3.3	6	AS6	E	17.6	13.8	15.9		265	4	5		
F-150 4X4	PL	3.5	6	AS10	X	14.6	10.9	13.0	\$3,380	304	3	5		
F-150 4X4 Limited	PL	3.5	6	AS10	X	13.8	11.2	12.6	\$3,276	296	3	5		
F-150 FFV 4X4	PL	5.0	8	AS10	X	15.1	11.6	13.5	\$3,510	317	3	3		
	PL	5.0	8	AS10	E	20.3	14.7	17.8		296	3	3		
F-150 Raptor 4X4	PL	3.5	6	AS10	X	15.3	13.1	14.3	\$3,718	336	2	5		

C	 PICKUP TRUCKS												
	MAKE MODEL	CLASS	ENGINE SIZE (L)	CYLINDERS	TRANSMISSION	FUEL TYPE	CONSUMPTION (L/100 KM)			\$ PER YEAR	CO ₂ EMISSIONS (g/km)	CO ₂ RATING	SMOG RATING
							CITY	HIGHWAY	COMBINED				
	Ranger 4WD	PL	2.3	4	AS10	X	11.8	9.8	10.9	\$2,834	256	4	5
	GMC												
	Canyon	PS	2.5	4	A6	X	12.1	9.2	10.8	\$2,808	252	4	5
	Canyon	PS	2.8	4	A6	D	11.8	7.9	10.1	\$2,626	270	4	3
	Canyon	PS	3.6	6	A8	X	13.4	9.6	11.7	\$3,042	273	4	5
	Canyon 4WD	PS	2.5	4	A6	X	12.6	9.7	11.3	\$2,938	265	4	5
	Canyon 4WD	PS	2.8	4	A6	D	12.3	8.5	10.6	\$2,756	284	3	3
	Canyon 4WD	PS	3.6	6	A8	X	14.0	9.9	12.2	\$3,172	286	3	5
	Sierra	PL	2.7	4	A8	X	11.9	10.3	11.1	\$2,886	262	4	6
	Sierra WT	PL	2.7	4	A8	X	12.5	10.8	11.7	\$3,042	275	4	6
	Sierra	PL	3.0	6	A10	D	10.2	7.8	9.1	\$2,366	245	5	1
	Sierra	PL	4.3	6	A6	X	15.1	11.5	13.5	\$3,510	318	3	6
	Sierra	PL	5.3	8	A6	X	15.9	11.4	13.9	\$3,614	326	3	5
	Sierra FFV	PL	5.3	8	A6	X	16.0	12.6	14.4	\$3,744	339	2	3
		PL	5.3	8	A6	E	22.2	16.2	19.5		326	3	3
	Sierra	PL	5.3	8	A8	X	14.0	10.1	12.2	\$3,172	288	3	5
	Sierra 4WD	PL	2.7	4	A8	X	12.5	10.8	11.7	\$3,042	275	4	6
	Sierra WT 4WD	PL	2.7	4	A8	X	12.7	11.0	12.0	\$3,120	280	4	6
	Sierra 4WD	PL	3.0	6	A10	D	10.5	9.1	9.9	\$2,574	265	4	1
	Sierra 4WD AT4	PL	3.0	6	A10	D	10.5	9.1	9.9	\$2,574	265	4	1
	Sierra 4WD	PL	4.3	6	A6	X	15.7	12.0	14.1	\$3,666	331	3	6
	Sierra 4WD	PL	5.3	8	A6	X	15.9	11.8	14.1	\$3,666	331	3	5
	Sierra 4WD FFV	PL	5.3	8	A6	X	16.4	12.6	14.7	\$3,822	344	2	3
		PL	5.3	8	A6	E	21.8	16.8	19.5		325	3	3
	Sierra 4WD AT4	PL	5.3	8	A6	X	16.7	13.1	15.1	\$3,926	354	2	5
	Sierra 4WD	PL	5.3	8	A8	X	14.7	10.8	13.0	\$3,380	304	3	5
	Sierra 4WD AT4	PL	5.3	8	A8	X	15.1	11.4	13.4	\$3,484	314	3	5
	Sierra 4WD	PL	5.3	8	A10	X	14.3	10.6	12.7	\$3,302	298	3	5
	Sierra 4WD AT4	PL	5.3	8	A10	X	14.7	11.2	13.1	\$3,406	307	3	5
	Sierra 4WD	PL	6.2	8	A10	Z	15.5	11.9	13.9	\$4,031	326	3	3
	Sierra 4WD AT4	PL	6.2	8	A10	Z	15.7	12.4	14.2	\$4,118	332	3	3
	Honda												
	Ridgeline AWD	PL	3.5	6	AS9	X	12.6	10.0	11.4	\$2,964	269	4	3
	Jeep												
	Gladiator 4X4	PL	3.6	6	A8	X	13.7	10.7	12.3	\$3,198	290	3	5
	Gladiator 4X4	PL	3.6	6	M6	X	14.3	10.4	12.6	\$3,276	296	3	5

C	 PICKUP TRUCKS												
	MAKE MODEL	CLASS	ENGINE SIZE (L)	CYLINDERS	TRANSMISSION	FUEL TYPE	CONSUMPTION (L/100 KM)			\$ PER YEAR	CO ₂ EMISSIONS (g/km)	CO ₂ RATING	SMOG RATING
							CITY	HIGHWAY	COMBINED				
Nissan													
Frontier	PL	3.8	6	AS9	X	13.1	9.8	11.6	\$3,016	273	4	5	
Frontier 4WD	PL	3.8	6	AS9	X	13.8	10.2	12.2	\$3,172	287	3	5	
Titan 4WD	PL	5.6	8	AS9	Z	15.1	11.1	13.3	\$3,857	313	3	5	
Titan 4WD Pro-4X	PL	5.6	8	AS9	Z	15.1	11.2	13.3	\$3,857	313	3	5	
Ram													
1500 EcoDiesel	PL	3.0	6	A8	D	10.5	7.3	9.0	\$2,340	243	5	1	
1500 eTorque	PL	3.6	6	A8	X	11.9	9.4	10.8	\$2,808	253	4	5	
1500 HFE eTorque	PL	3.6	6	A8	X	11.6	9.0	10.4	\$2,704	245	5	5	
1500	PL	5.7	8	A8	X	16.2	10.5	13.6	\$3,536	320	3	3	
1500 eTorque	PL	5.7	8	A8	X	14.1	10.3	12.4	\$3,224	290	3	3	
1500 4X4 EcoDiesel	PL	3.0	6	A8	D	11.1	8.0	9.7	\$2,522	260	4	1	
1500 4X4 eTorque	PL	3.6	6	A8	X	12.2	9.7	11.1	\$2,886	260	4	5	
1500 4X4	PL	5.7	8	A8	X	16.1	11.0	13.8	\$3,588	325	3	3	
1500 4X4 eTorque	PL	5.7	8	A8	X	14.2	10.9	12.8	\$3,328	299	3	3	
1500 Classic	PL	3.6	6	A8	X	13.9	9.6	11.9	\$3,094	280	4	3	
1500 Classic	PL	5.7	8	A8	X	15.7	11.0	13.6	\$3,536	319	3	3	
1500 Classic 4X4	PL	3.6	6	A8	X	14.5	10.2	12.6	\$3,276	294	3	3	
1500 Classic 4X4	PL	5.7	8	A8	X	16.2	11.6	14.1	\$3,666	330	3	3	
Toyota													
Tacoma	PS	2.7	4	AS6	X	12.1	10.1	11.2	\$2,912	263	4	5	
Tacoma 4WD	PS	2.7	4	AS6	X	12.7	10.6	11.7	\$3,042	274	4	5	
Tacoma 4WD	PS	3.5	6	AS6	X	13.0	10.5	11.9	\$3,094	278	4	5	
Tacoma 4WD	PS	3.5	6	M6	X	13.8	11.4	12.7	\$3,302	299	3	5	
Tacoma 4WD D-Cab TRD Off-Road/Pro	PS	3.5	6	M6	X	13.8	11.7	12.9	\$3,354	300	3	5	
Tundra	PL	5.7	8	AS6	X	17.7	13.6	15.9	\$4,134	371	2	5	
Tundra 4WD	PL	5.7	8	AS6	X	18.0	14.2	16.3	\$4,238	381	1	5	


D	SPORT UTILITY VEHICLES												
	MAKE MODEL	CLASS	ENGINE SIZE (L)	CYLINDERS	TRANSMISSION	FUEL TYPE	CONSUMPTION (L/100 KM)			\$ PER YEAR	CO ₂ EMISSIONS (g/km)	CO ₂ RATING	SMOG RATING
							CITY	HIGHWAY	COMBINED				
Acura													
	MDX SH-AWD	US	3.5	6	AS9	Z	12.3	9.2	10.9	\$3,161	254	4	3
	MDX SH-AWD A-SPEC	US	3.5	6	AS9	Z	12.2	9.5	11.0	\$3,190	258	4	3
	MDX Hybrid AWD	US	3.0	6	AM7	Z	9.1	9.0	9.0	\$2,610	210	5	3
	RDX AWD	US	2.0	4	AS10	Z	11.0	8.6	9.9	\$2,871	232	5	6
	RDX AWD A-SPEC	US	2.0	4	AS10	Z	11.3	9.1	10.3	\$2,987	241	5	6
Alfa Romeo													
	Stelvio	US	2.0	4	A8	Z	10.3	8.1	9.3	\$2,697	218	5	3
	Stelvio AWD	US	2.0	4	A8	Z	10.8	8.3	9.6	\$2,784	226	5	3
	Stelvio AWD Quadrifoglio	US	2.9	6	A8	Z	13.9	10.3	12.3	\$3,567	288	3	3
Audi													
	Q3 quattro	US	2.0	4	AS8	X	12.3	8.6	10.6	\$2,756	248	4	7
	Q5	US	2.0	4	AM7	Z	10.7	8.4	9.7	\$2,813	226	5	5
	Q7	UL	2.0	4	AS8	Z	12.4	10.1	11.3	\$3,277	264	4	3
	Q7	UL	3.0	6	AS8	Z	13.8	11.4	12.7	\$3,683	296	3	5
	Q8	UL	3.0	6	AS8	Z	13.8	11.4	12.7	\$3,683	296	3	5
	RS Q8	UL	4.0	8	AS8	Z	18.0	12.3	15.4	\$4,466	360	2	3
	SQ5	US	3.0	6	AS8	Z	13.1	10.3	11.8	\$3,422	276	4	5
	SQ7	UL	4.0	8	AS8	Z	16.0	11.0	13.7	\$3,973	321	3	3
	SQ8	UL	4.0	8	AS8	Z	15.8	11.4	13.8	\$4,002	322	3	3
Bentley													
	Bentayga	UL	4.0	8	AS8	Z	16.4	10.1	13.6	\$3,944	315	3	3
	Bentayga	UL	6.0	12	AS8	Z	20.0	13.8	17.2	\$4,988	401	1	3
BMW													
	X1 xDrive28i	US	2.0	4	AS8	Z	10.3	7.7	9.1	\$2,639	213	5	7
	X2 xDrive28i	US	2.0	4	AS8	Z	9.9	7.6	8.8	\$2,552	207	6	7
	X2 M35i	US	2.0	4	AS8	Z	10.0	7.8	9.0	\$2,610	210	5	3
	X3 xDrive30i	US	2.0	4	AS8	Z	10.0	8.2	9.2	\$2,668	215	5	7
	X3 M	US	3.0	6	AS8	Z	16.6	12.1	14.6	\$4,234	339	2	3
	X3 M Competition	US	3.0	6	AS8	Z	16.6	12.1	14.6	\$4,234	339	2	3
	X3 M40i	US	3.0	6	AS8	Z	11.3	8.7	10.1	\$2,929	235	5	5
	X4 xDrive30i	US	2.0	4	AS8	Z	10.0	8.2	9.2	\$2,668	215	5	7
	X4 M	US	3.0	6	AS8	Z	16.6	12.1	14.6	\$4,234	339	2	3
	X4 M Competition	US	3.0	6	AS8	Z	16.6	12.1	14.6	\$4,234	339	2	3
	X4 M40i	US	3.0	6	AS8	Z	11.3	8.7	10.1	\$2,929	235	5	5
	X5 xDrive40i	UL	3.0	6	AS8	Z	11.7	9.1	10.5	\$3,045	245	5	3
	X5 xDrive50i	UL	4.4	8	AS8	Z	14.5	10.7	12.8	\$3,712	302	3	3

D	SPORT UTILITY VEHICLES												
	MAKE MODEL	CLASS	ENGINE SIZE (L)	CYLINDERS	TRANSMISSION	FUEL TYPE	CONSUMPTION (L/100 KM)			\$ PER YEAR	CO ₂ EMISSIONS (g/km)	CO ₂ RATING	SMOG RATING
							CITY	HIGHWAY	COMBINED				
X5 M50i	UL	4.4	8	AS8	Z	14.5	10.7	12.8	\$3,712	302	3	3	
X6 xDrive40i	UL	3.0	6	AS8	Z	11.7	9.1	10.5	\$3,045	245	5	3	
X6 M50i	UL	4.4	8	AS8	Z	14.5	10.7	12.8	\$3,712	302	3	3	
X7 xDrive40i	UL	3.0	6	AS8	Z	12.0	9.4	10.8	\$3,132	254	4	3	
X7 xDrive50i	UL	4.4	8	AS8	Z	15.5	11.4	13.6	\$3,944	318	3	3	
X7 M50i	UL	4.4	8	AS8	Z	15.5	11.4	13.6	\$3,944	318	3	3	
Buick													
Enclave	UL	3.6	6	A9	X	13.0	9.1	11.2	\$2,912	263	4	6	
Enclave AWD	UL	3.6	6	A9	X	13.6	9.6	11.8	\$3,068	277	4	6	
Encore	US	1.4	4	AS6	X	9.4	7.8	8.7	\$2,262	204	6	5	
Encore AWD	US	1.4	4	AS6	X	10.0	8.0	9.1	\$2,366	214	5	5	
Encore GX	US	1.2	3	AV	X	9.0	7.7	8.4	\$2,184	198	6	7	
Encore GX AWD	US	1.3	3	A9	X	9.0	8.0	8.5	\$2,210	199	6	7	
Envision AWD	US	2.0	4	A9	Z	11.7	9.4	10.7	\$3,103	250	4	5	
Envision AWD	US	2.5	4	A6	X	11.1	8.6	10.0	\$2,600	234	5	5	
Cadillac													
Escalade 4WD	UL	6.2	8	A10	Z	16.7	11.1	14.2	\$4,118	333	3	3	
XT4	US	2.0	4	AS9	Z	9.8	7.8	8.9	\$2,581	209	5	6	
XT4 AWD	US	2.0	4	AS9	Z	10.9	8.2	9.7	\$2,813	227	5	6	
XT5	US	2.0	4	AS9	Z	11.0	8.3	9.8	\$2,842	227	5	6	
XT5 AWD	US	2.0	4	AS9	Z	11.2	8.9	10.1	\$2,929	235	5	6	
XT5 AWD	US	3.6	6	AS9	X	13.4	9.4	11.6	\$3,016	270	4	6	
XT6 AWD	US	3.6	6	AS9	X	13.5	9.7	11.8	\$3,068	277	4	6	
Chevrolet													
Blazer	US	2.0	4	A9	X	11.0	8.3	9.8	\$2,548	225	5	6	
Blazer	US	2.5	4	A9	X	11.3	8.9	10.2	\$2,652	238	5	5	
Blazer AWD	US	2.0	4	A9	X	11.3	8.7	10.1	\$2,626	232	5	6	
Blazer AWD	US	3.6	6	A9	X	13.1	9.4	11.4	\$2,964	269	4	6	
Equinox	US	1.5	4	A6	X	8.9	7.7	8.4	\$2,184	196	6	7	
Equinox AWD	US	1.5	4	A6	X	9.3	8.0	8.7	\$2,262	204	6	7	
Equinox AWD	US	2.0	4	A9	Z	10.9	8.3	9.7	\$2,813	228	5	5	
Suburban	UL	5.3	8	A6	X	15.7	10.5	13.4	\$3,484	314	3	3	
Suburban FFV	UL	5.3	8	A6	X	15.7	10.5	13.4	\$3,484	314	3	3	
	UL	5.3	8	A6	E	21.2	13.9	17.9		298	3	3	
Suburban 4WD	UL	5.3	8	A6	X	16.8	11.3	14.4	\$3,744	337	2	3	
Suburban 4WD FFV	UL	5.3	8	A6	X	16.8	11.3	14.4	\$3,744	337	2	3	
	UL	5.3	8	A6	E	22.2	15.3	19.1		319	3	3	

D	SPORT UTILITY VEHICLES												
	MAKE MODEL	CLASS	ENGINE SIZE (L)	CYLINDERS	TRANSMISSION	FUEL TYPE	CONSUMPTION (L/100 KM)			\$ PER YEAR	CO ₂ EMISSIONS (g/km)	CO ₂ RATING	SMOG RATING
							CITY	HIGHWAY	COMBINED				
	Suburban 4WD	UL	6.2	8	A10	Z	17.2	11.4	14.6	\$4,234	343	2	3
	Tahoe	UL	5.3	8	A6	X	15.7	10.5	13.4	\$3,484	314	3	3
	Tahoe FFV	UL	5.3	8	A6	X	15.7	10.5	13.4	\$3,484	314	3	3
		UL	5.3	8	A6	E	21.2	13.9	17.9		298	3	3
	Tahoe 4WD	UL	5.3	8	A6	X	16.0	11.2	13.8	\$3,588	325	3	3
	Tahoe 4WD FFV	UL	5.3	8	A6	X	16.0	11.2	13.8	\$3,588	325	3	3
		UL	5.3	8	A6	E	21.7	14.3	18.4		305	3	3
	Tahoe 4WD	UL	6.2	8	A10	Z	16.5	10.9	13.9	\$4,031	327	3	3
	Traverse	UL	3.6	6	A9	X	13.0	8.8	11.1	\$2,886	261	4	6
	Traverse AWD	UL	3.6	6	A9	X	13.6	9.6	11.8	\$3,068	276	4	6
	Trax	US	1.4	4	AS6	X	9.1	7.6	8.4	\$2,184	196	6	5
	Trax AWD	US	1.4	4	AS6	X	10.0	8.0	9.1	\$2,366	214	5	5
	Dodge												
	Durango AWD	UL	3.6	6	A8	X	12.7	9.6	11.3	\$2,938	265	4	7
	Durango AWD	UL	5.7	8	A8	X	16.7	10.9	14.1	\$3,666	331	3	3
	Durango AWD SRT	UL	6.4	8	A8	Z	18.3	12.2	15.6	\$4,524	363	2	1
	Journey	US	2.4	4	A4	X	12.7	9.2	11.1	\$2,886	261	4	3
	FIAT												
	500X AWD	US	1.3	4	A9	X	10.0	7.9	9.1	\$2,366	213	5	6
	Ford												
	EcoSport	US	1.0	3	AS6	X	8.6	8.1	8.4	\$2,184	197	6	5
	EcoSport AWD	US	2.0	4	AS6	X	10.2	8.1	9.2	\$2,392	216	5	5
	Edge	US	2.0	4	A8	X	11.2	8.1	9.8	\$2,548	229	5	5
	Edge AWD	US	2.0	4	A8	X	11.4	8.3	10.0	\$2,600	233	5	5
	Edge AWD	US	2.0	4	AS8	X	11.4	8.3	10.0	\$2,600	233	5	5
	Edge AWD	US	2.7	6	AS8	X	12.5	9.2	11.0	\$2,860	258	4	5
	Escape	US	1.5	3	A8	X	8.6	7.1	7.9	\$2,054	185	7	7
	Escape AWD	US	1.5	3	A8	X	8.9	7.6	8.3	\$2,158	196	6	7
	Escape AWD	US	2.0	4	AS8	X	10.4	7.5	9.1	\$2,366	213	5	5
	Escape Hybrid	US	2.5	4	AV	X	5.4	6.3	5.8	\$1,508	136	9	7
	Escape Hybrid AWD	US	2.5	4	AV	X	5.5	6.4	5.9	\$1,534	139	9	7
	Expedition 4X4	UL	3.5	6	AS10	X	14.1	10.6	12.5	\$3,250	294	3	5
	Expedition MAX 4X4	UL	3.5	6	AS10	X	14.7	11.2	13.1	\$3,406	308	3	5
	Explorer AWD	UL	2.3	4	AS10	X	11.6	8.7	10.3	\$2,678	241	5	5
	Explorer AWD	UL	3.0	6	AS10	X	13.3	9.8	11.8	\$3,068	278	4	5
	Explorer Hybrid AWD	UL	3.3	6	AS10	X	10.1	9.0	9.6	\$2,496	225	5	5

D	SPORT UTILITY VEHICLES												
	MAKE MODEL	CLASS	ENGINE SIZE (L)	CYLINDERS	TRANSMISSION	FUEL TYPE	CONSUMPTION (L/100 KM)			\$ PER YEAR	CO ₂ EMISSIONS (g/km)	CO ₂ RATING	SMOG RATING
							CITY	HIGHWAY	COMBINED				
GMC													
Acadia	UL	2.0	4	A9	X	11.0	8.3	9.8	\$2,548	225	5	6	
Acadia	UL	2.5	4	A9	X	11.3	8.9	10.2	\$2,652	238	5	5	
Acadia	UL	3.6	6	A9	X	12.6	8.8	10.9	\$2,834	257	4	6	
Acadia AWD	UL	2.0	4	A9	X	11.3	8.7	10.1	\$2,626	232	5	6	
Acadia AWD	UL	3.6	6	A9	X	13.1	9.4	11.4	\$2,964	269	4	6	
Terrain	US	1.5	4	A9	X	9.2	7.8	8.6	\$2,236	202	6	7	
Terrain AWD	US	1.5	4	A9	X	9.5	8.3	9.0	\$2,340	210	5	7	
Terrain AWD	US	2.0	4	A9	Z	11.2	9.0	10.2	\$2,958	239	5	5	
Yukon	UL	5.3	8	A6	X	15.7	10.5	13.4	\$3,484	314	3	3	
Yukon FFV	UL	5.3	8	A6	X	15.7	10.5	13.4	\$3,484	314	3	3	
	UL	5.3	8	A6	E	21.2	13.9	17.9		298	3	3	
Yukon 4WD	UL	5.3	8	A6	X	16.0	11.2	13.8	\$3,588	325	3	3	
Yukon 4WD FFV	UL	5.3	8	A6	X	16.0	11.2	13.8	\$3,588	325	3	3	
	UL	5.3	8	A6	E	21.7	14.3	18.4		305	3	3	
Yukon 4WD	UL	6.2	8	A10	Z	16.5	10.9	13.9	\$4,031	327	3	3	
Yukon XL	UL	5.3	8	A6	X	15.7	10.5	13.4	\$3,484	314	3	3	
Yukon XL FFV	UL	5.3	8	A6	X	15.7	10.5	13.4	\$3,484	314	3	3	
	UL	5.3	8	A6	E	21.2	13.9	17.9		298	3	3	
Yukon XL 4WD	UL	5.3	8	A6	X	16.8	11.3	14.4	\$3,744	337	2	3	
Yukon XL 4WD FFV	UL	5.3	8	A6	X	16.8	11.3	14.4	\$3,744	337	2	3	
	UL	5.3	8	A6	E	22.2	15.3	19.1		319	3	3	
Yukon XL 4WD	UL	6.2	8	A10	Z	17.2	11.4	14.6	\$4,234	343	2	3	
Honda													
CR-V	US	1.5	4	AV	X	8.3	7.0	7.7	\$2,002	180	7	5	
CR-V AWD	US	1.5	4	AV	X	8.7	7.4	8.1	\$2,106	189	6	5	
Passport AWD	US	3.5	6	AS9	X	12.5	9.8	11.3	\$2,938	265	4	3	
Pilot AWD	US	3.5	6	A6	X	13.0	9.3	11.3	\$2,938	266	4	3	
Pilot AWD	US	3.5	6	AS9	X	12.4	9.3	11.0	\$2,860	257	4	3	
Hyundai													
Kona	US	2.0	4	AS6	X	8.6	7.0	7.9	\$2,054	187	7	5	
Kona AWD	US	1.6	4	AM7	X	9.0	8.0	8.6	\$2,236	201	6	5	
Kona AWD	US	2.0	4	AS6	X	9.2	7.8	8.6	\$2,236	202	6	5	
Palisade	UL	3.8	6	AS8	X	11.9	8.8	10.5	\$2,730	250	4	5	
Palisade AWD	UL	3.8	6	AS8	X	12.3	9.6	11.1	\$2,886	265	4	5	
Santa Fe	US	2.4	4	AS8	X	10.8	8.0	9.6	\$2,496	225	5	5	
Santa Fe AWD	US	2.0	4	AS8	X	12.0	9.2	10.7	\$2,782	255	4	5	

D	SPORT UTILITY VEHICLES												
	MAKE MODEL	CLASS	ENGINE SIZE (L)	CYLINDERS	TRANSMISSION	FUEL TYPE	CONSUMPTION (L/100 KM)			\$ PER YEAR	CO ₂ EMISSIONS (g/km)	CO ₂ RATING	SMOG RATING
							CITY	HIGHWAY	COMBINED				
Santa Fe AWD	US	2.4	4	AS8	X	11.3	8.8	10.1	\$2,626	238	5	5	
Tucson	US	2.0	4	AS6	X	10.0	7.9	9.1	\$2,366	216	5	5	
Tucson AWD	US	2.0	4	AS6	X	10.8	9.2	10.1	\$2,626	239	5	5	
Tucson AWD	US	2.4	4	AS6	X	11.0	9.1	10.1	\$2,626	241	5	5	
Infiniti													
QX50 AWD	US	2.0	4	AV8	Z	10.8	8.3	9.7	\$2,813	228	5	5	
QX60 AWD	US	3.5	6	AV7	Z	12.5	9.0	10.9	\$3,161	257	4	3	
QX80 4WD	UL	5.6	8	AS7	Z	17.8	12.3	15.3	\$4,437	360	2	3	
Jaguar													
E-PACE P250	US	2.0	4	AS9	Z	11.0	8.4	9.8	\$2,842	231	5	7	
E-PACE P300	US	2.0	4	AS9	Z	11.2	8.6	10.1	\$2,929	236	5	7	
F-PACE 25t	US	2.0	4	AS8	Z	10.7	8.8	9.9	\$2,871	227	5	7	
F-PACE 30t	US	2.0	4	AS8	Z	10.9	8.7	9.9	\$2,871	232	5	7	
F-PACE S	US	3.0	6	AS8	Z	13.3	10.0	11.8	\$3,422	277	4	7	
F-PACE SVR	US	5.0	8	AS8	Z	14.5	11.0	12.9	\$3,741	303	3	3	
Jeep													
Cherokee	US	2.0	4	A9	X	10.4	7.6	9.1	\$2,366	214	5	5	
Cherokee	US	2.4	4	A9	X	10.8	7.6	9.3	\$2,418	219	5	6	
Cherokee	US	3.2	6	A9	X	11.9	8.2	10.2	\$2,652	240	5	5	
Cherokee 4X4 Active Drive I	US	2.0	4	A9	X	11.2	8.0	9.8	\$2,548	229	5	5	
Cherokee 4X4 Active Drive I	US	2.4	4	A9	X	11.2	8.0	9.8	\$2,548	230	5	6	
Cherokee 4X4 Active Drive I	US	3.2	6	A9	X	12.2	8.6	10.6	\$2,756	249	4	5	
Cherokee 4X4 Active Drive II	US	2.0	4	A9	X	11.5	8.6	10.2	\$2,652	240	5	5	
Cherokee 4X4 Active Drive II	US	3.2	6	A9	X	12.8	9.0	11.1	\$2,886	259	4	5	
Cherokee 4X4 Active Drive Lock	US	2.0	4	A9	X	11.8	9.2	10.6	\$2,756	249	4	5	
Cherokee 4X4 Active Drive Lock	US	3.2	6	A9	X	12.9	9.9	11.6	\$3,016	269	4	5	
Compass	US	2.4	4	A6	X	10.6	7.6	9.3	\$2,418	218	5	6	
Compass	US	2.4	4	M6	X	10.4	7.3	9.0	\$2,340	211	5	3	
Compass 4X4	US	2.4	4	A9	X	10.8	7.8	9.5	\$2,470	222	5	6	
Compass 4X4	US	2.4	4	M6	X	10.8	7.6	9.4	\$2,444	221	5	3	
Grand Cherokee 4X4	UL	3.6	6	A8	X	12.7	9.6	11.3	\$2,938	265	4	7	
Grand Cherokee 4X4	UL	5.7	8	A8	X	16.7	10.9	14.1	\$3,666	331	3	3	
Grand Cherokee 4X4 Trackhawk	UL	6.2	8	A8	Z	20.9	13.8	17.7	\$5,133	413	1	1	
Grand Cherokee 4X4 SRT	UL	6.4	8	A8	Z	18.3	12.6	15.7	\$4,553	368	2	1	
Renegade	US	1.3	4	A9	X	9.8	7.4	8.7	\$2,262	204	6	6	
Renegade	US	2.4	4	A9	X	10.8	7.8	9.5	\$2,470	222	5	6	
Renegade 4X4	US	1.3	4	A9	X	10.1	8.1	9.2	\$2,392	216	5	6	

D		SPORT UTILITY VEHICLES												
		MAKE MODEL	CLASS	ENGINE SIZE (L)	CYLINDERS	TRANSMISSION	FUEL TYPE	CONSUMPTION (L/100 KM)			\$ PER YEAR	CO ₂ EMISSIONS (g/km)	CO ₂ RATING	SMOG RATING
								CITY	HIGHWAY	COMBINED				
Renegade 4X4 Trailhawk	US	1.3	4	A9	X	10.8	8.7	9.9	\$2,574	230	5	6		
Renegade 4X4	US	2.4	4	A9	X	11.2	8.2	9.8	\$2,548	230	5	6		
Wrangler 4X4	US	2.0	4	A8	X	10.7	9.8	10.3	\$2,678	241	5	5		
Wrangler 4X4	US	3.6	6	A8	X	12.8	10.4	11.8	\$3,068	274	4	5		
Wrangler 4X4 eTorque	US	3.6	6	A8	X	12.0	9.8	11.0	\$2,860	259	4	5		
Wrangler 4X4	US	3.6	6	M6	X	13.7	9.6	11.8	\$3,068	277	4	5		
Wrangler Unlimited 4X4	US	2.0	4	A8	X	11.5	10.9	11.2	\$2,912	263	4	5		
Wrangler Unlimited 4X4 eTorque	US	2.0	4	A8	X	11.3	10.5	10.9	\$2,834	257	4	5		
Wrangler Unlimited 4X4 EcoDiesel	US	3.0	6	A8	D	10.6	8.1	9.5	\$2,470	255	4	1		
Wrangler Unlimited 4X4	US	3.6	6	A8	X	12.9	10.7	11.9	\$3,094	280	4	5		
Wrangler Unlimited 4X4 eTorque	US	3.6	6	A8	X	12.6	10.7	11.8	\$3,068	276	4	5		
Wrangler Unlimited 4X4	US	3.6	6	M6	X	13.8	10.1	12.2	\$3,172	285	3	5		
Kia														
Sorento AWD	US	2.4	4	AS6	X	11.2	9.0	10.2	\$2,652	242	5	5		
Sorento AWD	US	3.3	6	AS8	X	12.3	9.5	11.1	\$2,886	261	4	5		
Sportage	US	2.4	4	AS6	X	10.1	7.6	9.0	\$2,340	214	5	5		
Sportage AWD	US	2.0	4	AS6	X	12.1	9.6	11.0	\$2,860	261	4	5		
Sportage AWD	US	2.4	4	AS6	X	10.8	9.1	10.0	\$2,600	239	5	5		
Telluride AWD	US	3.8	6	AS8	X	12.5	9.6	11.2	\$2,912	264	4	5		
Lamborghini														
Urus	UL	4.0	8	AS8	Z	19.2	14.1	16.9	\$4,901	384	1	3		
Land Rover														
Discovery	UL	3.0	6	AS8	Z	14.8	11.4	13.3	\$3,857	311	3	7		
Discovery TD6 Diesel	UL	3.0	6	AS8	D	11.3	9.2	10.4	\$2,704	279	4	1		
Discovery Sport P250	US	2.0	4	AS9	Z	12.6	9.7	11.3	\$3,277	266	4	7		
Discovery Sport P290	US	2.0	4	AS9	Z	12.3	9.8	11.1	\$3,219	262	4	7		
Range Rover 3.0	UL	3.0	6	AS8	Z	12.2	9.4	11.0	\$3,190	258	4	7		
Range Rover TD6 Diesel	UL	3.0	6	AS8	D	10.7	8.3	9.6	\$2,496	256	4	1		
Range Rover 5.0 Supercharged	UL	5.0	8	AS8	Z	14.4	11.2	12.9	\$3,741	305	3	3		
Range Rover 5.0 Supercharged LWB	UL	5.0	8	AS8	Z	14.4	11.3	13.0	\$3,770	305	3	3		
Range Rover SVAutobiography Dynamic	UL	5.0	8	AS8	Z	17.1	12.6	15.1	\$4,379	354	2	3		
Range Rover SVAutobiography LWB	UL	5.0	8	AS8	Z	17.9	12.7	15.5	\$4,495	365	2	3		
Range Rover Sport 3.0	UL	3.0	6	AS8	Z	12.6	9.6	11.3	\$3,277	264	4	7		
Range Rover Sport TD6 Diesel	UL	3.0	6	AS8	D	10.7	8.3	9.6	\$2,496	256	4	1		

D	SPORT UTILITY VEHICLES												
	MAKE MODEL	CLASS	ENGINE SIZE (L)	CYLINDERS	TRANSMISSION	FUEL TYPE	CONSUMPTION (L/100 KM)			\$ PER YEAR	CO ₂ EMISSIONS (g/km)	CO ₂ RATING	SMOG RATING
							CITY	HIGHWAY	COMBINED				
Range Rover Sport Supercharged													
	UL	5.0	8	AS8	Z	14.1	10.7	12.6	\$3,654	294	3	3	
Range Rover Sport SVR													
	UL	5.0	8	AS8	Z	16.2	12.0	14.3	\$4,147	336	2	3	
Range Rover Evoque P250													
	US	2.0	4	AS9	Z	11.8	8.7	10.4	\$3,016	245	5	7	
Range Rover Evoque P300													
	US	2.0	4	AS9	Z	11.4	8.9	10.3	\$2,987	242	5	7	
Range Rover Velar P250													
	US	2.0	4	AS8	Z	11.2	8.9	10.2	\$2,958	238	5	7	
Range Rover Velar P300													
	US	2.0	4	AS8	Z	11.7	9.2	10.6	\$3,074	248	4	7	
Range Rover Velar P340													
	US	3.0	6	AS8	Z	13.0	10.0	11.6	\$3,364	273	4	7	
Range Rover Velar P380													
	US	3.0	6	AS8	Z	13.0	10.0	11.6	\$3,364	273	4	7	
Range Rover Velar SVAutobiography Dynamic													
	US	5.0	8	AS8	Z	15.2	11.5	13.5	\$3,915	318	3	3	
Lexus													
GX 460													
	UL	4.6	8	AS6	Z	16.2	12.3	14.5	\$4,205	337	2	3	
LX 570													
	UL	5.7	8	AS8	Z	19.2	14.3	16.9	\$4,901	395	1	3	
NX 300 AWD													
	US	2.0	4	AS6	Z	10.7	8.5	9.7	\$2,813	226	5	3	
NX 300 AWD F SPORT													
	US	2.0	4	AS6	Z	10.8	8.9	9.9	\$2,871	232	5	3	
NX 300h AWD													
	US	2.5	4	AV6	X	7.2	7.9	7.5	\$1,950	176	7	7	
RX 350 AWD													
	US	3.5	6	AS8	X	12.2	9.0	10.8	\$2,808	252	4	5	
RX 350 L AWD													
	US	3.5	6	AS8	X	13.1	9.4	11.1	\$2,886	268	4	5	
RX 450h AWD													
	UL	3.5	6	AV6	Z	7.5	8.4	7.9	\$2,291	185	7	7	
RX 450h L AWD													
	UL	3.5	6	AV6	Z	8.1	8.4	8.1	\$2,349	190	6	7	
Lincoln													
Aviator													
	UL	3.0	6	AS10	X	13.7	9.7	11.9	\$3,094	280	4	5	
Corsair AWD													
	US	2.0	4	AS8	X	11.1	8.1	9.8	\$2,548	229	5	5	
Corsair AWD													
	US	2.3	4	AS8	X	11.1	8.2	9.8	\$2,548	230	5	5	
Nautilus AWD													
	US	2.0	4	AS8	X	12.0	9.6	10.7	\$2,782	250	4	5	
Nautilus AWD													
	US	2.7	6	AS8	X	12.5	9.2	11.0	\$2,860	258	4	5	
Navigator 4X4													
	UL	3.5	6	AS10	X	15.0	11.5	13.4	\$3,484	315	3	5	
Maserati													
Levante													
	UL	3.0	6	AS8	Z	15.9	11.1	13.7	\$3,973	324	3	1	
Levante S													
	UL	3.0	6	AS8	Z	15.9	11.1	13.7	\$3,973	324	3	1	
Levante GTS													
	UL	3.8	8	AS8	Z	17.3	12.9	15.3	\$4,437	360	2	1	
Levante Trofeo													
	UL	3.8	8	AS8	Z	17.3	12.9	15.3	\$4,437	360	2	1	
Mazda													
CX-30													
	US	2.0	4	AS6	X	8.9	7.1	8.1	\$2,106	189	6	7	
CX-30													
	US	2.5	4	AS6	X	9.3	7.1	8.3	\$2,158	194	6	7	
CX-30 4WD													
	US	2.0	4	AS6	X	9.4	7.7	8.6	\$2,236	202	6	7	
CX-30 4WD													
	US	2.5	4	AS6	X	9.9	7.7	8.9	\$2,314	208	6	7	

D	SPORT UTILITY VEHICLES												
	MAKE MODEL	CLASS	ENGINE SIZE (L)	CYLINDERS	TRANSMISSION	FUEL TYPE	CONSUMPTION (L/100 KM)			\$ PER YEAR	CO ₂ EMISSIONS (g/km)	CO ₂ RATING	SMOG RATING
							CITY	HIGHWAY	COMBINED				
	CX-30 4WD (Cylinder Deactivation)	US	2.5	4	AS6	X	9.5	7.4	8.6	\$2,236	200	6	7
	CX-5	US	2.5	4	AS6	X	9.7	7.8	8.8	\$2,288	206	6	7
	CX-5 (Cylinder Deactivation)	US	2.5	4	AS6	X	9.3	7.6	8.5	\$2,210	201	6	7
	CX-5 4WD	US	2.5	4	AS6	X	10.2	8.2	9.3	\$2,418	217	5	7
	CX-5 4WD (Cylinder Deactivation)	US	2.5	4	AS6	X	9.8	7.9	9.0	\$2,340	208	6	7
	CX-5 Turbo 4WD	US	2.5	4	AS6	X	10.8	8.7	9.8	\$2,548	230	5	5
	CX-9 4WD	US	2.5	4	AS6	X	11.6	9.1	10.5	\$2,730	244	5	5
Mercedes-Benz													
	AMG G 63	UL	4.0	8	A9	Z	18.1	15.6	17.0	\$4,930	396	1	3
	AMG GLC 63 S 4MATIC+	US	4.0	8	A9	Z	15.0	10.9	13.2	\$3,828	309	3	5
	AMG GLC 63 S 4MATIC+ Coupe	US	4.0	8	A9	Z	15.0	10.9	13.2	\$3,828	309	3	5
	G 550	UL	4.0	8	A9	Z	18.0	14.1	16.3	\$4,727	378	2	5
Mitsubishi													
	Eclipse Cross 4WD	US	1.5	4	AV8	X	9.6	8.9	9.3	\$2,418	216	5	5
	Outlander 4WD	US	2.4	4	AV6	X	9.9	8.1	9.1	\$2,366	212	5	5
	Outlander 4WD	US	3.0	6	A6	Z	12.0	8.8	10.6	\$3,074	246	4	5
	RVR	US	2.0	4	AV6	X	9.7	7.8	8.8	\$2,288	206	6	5
	RVR 4WD	US	2.0	4	AV6	X	10.1	8.2	9.2	\$2,392	213	5	5
	RVR 4WD	US	2.4	4	AV6	X	10.3	8.3	9.4	\$2,444	218	5	5
Nissan													
	Armada 4WD	UL	5.6	8	AS7	X	17.5	12.9	15.4	\$4,004	362	2	3
	Pathfinder	US	3.5	6	AV	X	11.6	8.5	10.2	\$2,652	240	5	5
	Pathfinder 4WD	US	3.5	6	AV	X	12.1	8.9	10.7	\$2,782	251	4	5
	Pathfinder 4WD Platinum	US	3.5	6	AV	X	12.4	9.2	11.0	\$2,860	257	4	3
	Rogue	US	2.5	4	AV	X	9.1	7.1	8.2	\$2,132	192	6	7
	Rogue AWD	US	2.5	4	AV	X	9.6	7.5	8.7	\$2,262	204	6	7
Porsche													
	Cayenne	UL	3.0	6	AS8	Z	12.5	10.3	11.5	\$3,335	269	4	5
	Cayenne S	UL	2.9	6	AS8	Z	13.1	10.5	11.9	\$3,451	278	4	5
	Cayenne Turbo	UL	4.0	8	AS8	Z	15.6	12.4	14.1	\$4,089	329	3	5
	Macan	US	2.0	4	AM7	Z	12.2	10.2	11.3	\$3,277	264	4	5
	Macan S	US	3.0	6	AM7	Z	12.9	10.2	11.7	\$3,393	272	4	5
Subaru													
	Ascent AWD	UL	2.4	4	AV8	X	11.6	9.0	10.4	\$2,704	244	5	3
	Crosstrek AWD	US	2.0	4	AV8	X	8.5	7.0	7.9	\$2,054	185	7	6
	Crosstrek AWD	US	2.0	4	M6	X	10.5	8.1	9.4	\$2,444	220	5	6
	Forester AWD	US	2.5	4	AV7	X	9.0	7.2	8.2	\$2,132	192	6	6

D	SPORT UTILITY VEHICLES												
	MAKE MODEL	CLASS	ENGINE SIZE (L)	CYLINDERS	TRANSMISSION	FUEL TYPE	CONSUMPTION (L/100 KM)			\$ PER YEAR	CO ₂ EMISSIONS (g/km)	CO ₂ RATING	SMOG RATING
							CITY	HIGHWAY	COMBINED				
	Outback AWD	US	2.4	4	AV8	X	10.1	7.9	9.1	\$2,366	213	5	3
	Outback AWD	US	2.5	4	AV8	X	9.0	7.1	8.2	\$2,132	192	6	6
	Toyota												
	4Runner 4WD	UL	4.0	6	AS5	X	14.8	12.5	13.8	\$3,588	321	3	5
	4Runner 4WD (Part-Time 4WD)	UL	4.0	6	AS5	X	14.8	12.5	13.8	\$3,588	321	3	5
	Highlander	US	3.5	6	AS8	X	11.9	8.3	10.3	\$2,678	240	5	5
	Highlander AWD	US	3.5	6	AS8	X	11.7	8.6	10.3	\$2,678	240	5	5
	Highlander Hybrid AWD	UL	2.5	4	AV	X	6.7	6.8	6.7	\$1,742	158	8	7
	Highlander Hybrid AWD Limited/Platinum	UL	2.5	4	AV	X	6.6	6.8	6.7	\$1,742	156	8	7
	RAV4	US	2.5	4	AS8	X	8.8	6.8	7.9	\$2,054	184	7	6
	RAV4 AWD	US	2.5	4	AS8	X	9.2	7.1	8.2	\$2,132	194	6	6
	RAV4 AWD TRD Off-Road	US	2.5	4	AS8	X	9.5	7.5	8.6	\$2,236	200	6	6
	RAV4 Hybrid AWD	US	2.5	4	AV	X	5.7	6.3	6.0	\$1,560	139	9	7
	Sequoia 4WD	UL	5.7	8	AS6	X	18.5	13.9	16.4	\$4,264	385	1	5
	Volkswagen												
	Atlas Cross Sport 4MOTION	US	2.0	4	AS8	X	12.8	10.4	11.7	\$3,042	273	4	3
	Atlas Cross Sport 4MOTION	US	3.6	6	AS8	X	14.3	10.7	12.7	\$3,302	297	3	5
	Tiguan	US	2.0	4	AS8	X	10.5	8.1	9.4	\$2,444	221	5	7
	Tiguan 4MOTION	US	2.0	4	AS8	X	11.5	8.7	10.2	\$2,652	241	5	7
	Volvo												
	XC40 T4 AWD	US	2.0	4	AS8	X	10.2	7.5	9.0	\$2,340	210	5	5
	XC40 T5 AWD	US	2.0	4	AS8	Z	10.7	7.7	9.4	\$2,726	219	5	5
	XC60 T5 AWD	US	2.0	4	AS8	Z	11.2	8.3	9.9	\$2,871	232	5	5
	XC60 T6 AWD	US	2.0	4	AS8	Z	11.7	8.6	10.3	\$2,987	240	5	7
	XC90 T5 AWD	UL	2.0	4	AS8	Z	11.2	8.3	9.9	\$2,871	232	5	5
	XC90 T6 AWD	UL	2.0	4	AS8	Z	12.2	8.7	10.7	\$3,103	248	4	7




Plug-in hybrid electric vehicles



Plug-in hybrid electric vehicles (PHEVs) are hybrids with high-capacity batteries that can be recharged by plugging them in. PHEVs do not have to be plugged in, but will be more fuel-efficient and have a longer driving range if they are.

Two types of PHEVs

In **series PHEVs**, an internal combustion engine generates electricity only. An electric motor drives the vehicle. Series PHEVs can run in electric-only mode until the battery needs to be recharged. The engine will then generate the electricity needed to power the electric motor. When operating in electric-only mode, series PHEVs produce no tailpipe emissions.

In **blended PHEVs**, an internal combustion engine and an electric motor are connected to the wheels, and both drive the vehicle under most conditions. The PHEV may operate in electric-only mode at lower speeds.

   PLUG-IN HYBRID ELECTRIC VEHICLES														
MAKE MODEL	CLASS	MOTOR (kW)	ENGINE SIZE (L)	CYLINDERS	TRANSMISSION	FUEL TYPE	CONSUMPTION		RANGE (km)	\$ PER YEAR	CO ₂ EMISSIONS (g/km)	CO ₂ RATING	SMOG RATING	RECHARGE TIME (h)
							COMBINED L _e /100 km CITY / HIGHWAY / COMBINED L/100 km							
Audi														
Q5 TFSle	US	105	2.0	4	AM7	B/Z*	3.6 ([32.2 kWh + 0.0 L]/100 km)		32	\$1,690	103	10	7	2.4
						Z	9.5 / 8.1 / 8.9		615					-
Bentley														
Bentayga Hybrid	UL	100	3.0	6	AS8	B/Z	5.2 ([44.2 kWh + 0.3 L]/100 km)		29	\$2,486	153	8	3	3
						Z	13.6 / 11.3 / 12.6		602					-
BMW														
530e	C	83	2.0	4	AS8	B/Z*	3.4 ([29.1 kWh + 0.0 L]/100 km)		34	\$1,687	106	10	7	3
						Z	9.5 / 7.7 / 8.7		533					-
530e xDrive	C	83	2.0	4	AS8	B/Z*	3.6 ([32.2 kWh + 0.0 L]/100 km)		31	\$1,886	120	10	7	3
						Z	10.3 / 8.1 / 9.3		500					-
745Le xDrive	L	83	3.0	6	AS8	B/Z*	4.2 ([37.7 kWh + 0.0 L]/100 km)		26	\$2,280	152	8	3	3
						Z	12.2 / 9.1 / 10.8		435					-
i3 REx (120 Ah)	S	125	0.6	2	A1	B	2.4 (19.9 kWh/100 km)		203	\$684	14	10	7	7
						Z	7.8 / 7.5 / 7.7		116					-
i3s REx (120 Ah)	S	135	0.6	2	A1	B	2.4 (19.9 kWh/100 km)		203	\$684	14	10	7	7
						Z	7.8 / 7.5 / 7.7		116					-
i8 Coupe	S	105	1.5	3	AS6	B/Z*	3.4 ([30.6 kWh + 0.0 L]/100 km)		29	\$1,794	118	10	3	3
						Z	9.2 / 8.0 / 8.7		488					-
i8 Roadster	T	105	1.5	3	AS6	B/Z*	3.4 ([30.6 kWh + 0.0 L]/100 km)		29	\$1,794	118	10	3	3
						Z	9.2 / 8.0 / 8.7		488					-
X3 xDrive30e	US	80	2.0	4	AS8	B/Z*	3.9 ([35.0 kWh + 0.0 L]/100 km)		29	\$2,050	127	9	7	3
						Z	11.0 / 8.6 / 9.9		512					-
Chrysler														
Pacifica Hybrid	V	89	3.6	6	AV	B/X*	2.9 ([25.8 kWh + 0.0 L]/100 km)		51	\$1,218	74	10	7	2
						X	8.0 / 7.9 / 8.0		784					-
Ford														
Escape Plug-in Hybrid	US	62	2.5	4	AV	B/X*	2.3 ([20.5 kWh + 0.0 L]/100 km)		60	\$870	48	10	7	3.3
						X	5.4 / 6.2 / 5.8		790					-
Fusion Energi	M	35	2.0	4	AV	B/X*	2.3 ([20.5 kWh + 0.0 L]/100 km)		42	\$957	61	10	7	2.6
						X	5.5 / 5.8 / 5.6		940					-
Honda														
Clarity Plug-in Hybrid	M	135	1.5	4	AV	B/X*	2.1 ([19.0 kWh + 0.0 L]/100 km)		77	\$752	36	10	8	2.5
						X	5.3 / 5.9 / 5.6		475					-

E  		PLUG-IN HYBRID ELECTRIC VEHICLES												
MAKE MODEL	CLASS	MOTOR (kW)	ENGINE SIZE (L)	CYLINDERS	TRANSMISSION	FUEL TYPE	CONSUMPTION		RANGE (km)	\$ PER YEAR	CO ₂ EMISSIONS (g/km)	CO ₂ RATING	SMOG RATING	RECHARGE TIME (h)
							COMBINED L _e /100 km CITY / HIGHWAY / COMBINED L/100 km							
Hyundai														
IONIQ Electric Plus	M	45	1.6	4	AM6	B/X*	2.0 ([17.7 kWh + 0.0 L]/100 km)		47	\$763	46	10	7	2.3
						X	4.4 / 4.6 / 4.5		961					-
Kia														
Niro Plug-in Hybrid	WS	45	1.6	4	AM6	B/X*	2.2 ([19.7 kWh + 0.0 L]/100 km)		42	\$884	56	10	7	2.25
						X	4.9 / 5.3 / 5.1		853					-
Optima Plug-in Hybrid	M	50	2.0	4	AM6	B/X*	2.3 ([20.7 kWh + 0.0 L]/100 km)		45	\$947	60	10	7	2.7
						X	6.0 / 5.3 / 5.7		962					-
Lincoln														
Aviator Grand Touring	UL	62	3.0	6	AS10	B/X*	4.2 ([37.5 kWh + 0.0 L]/100 km)		34	\$1,881	130	9	7	3.5
						X	10.9 / 9.6 / 10.3		713					-
Mercedes-Benz														
S 560e	L	90	3.0	6	A9	B/Z*	3.7 ([32.7 kWh + 0.0 L]/100 km)		31	\$1,951	127	9	3	1.3
						Z	11.4 / 9.0 / 10.3		785					-
MINI														
Cooper SE Countryman ALL4	M	65	1.5	3	AS6	B/Z*	3.2 ([28.6 kWh + 0.0 L]/100 km)		29	\$1,646	109	10	3	3
						Z	8.1 / 7.9 / 8.0		451					-
Mitsubishi														
Outlander PHEV AWD	US	60	2.0	4	A1	B/X*	3.2 ([27.7 kWh + 0.0 L]/100 km)		35	\$1,581	108	10	7	3.5
						X	9.4 / 9.0 / 9.2		463					-
Porsche														
Panamera 4 E-Hybrid	L	70	2.9	6	AM8	B	4.6 (40.3 kWh/100 km)		23	\$2,321	158	8	5	3
						Z	11.1 / 9.7 / 10.5		768					-
Panamera Turbo S E-Hybrid	L	70	4.0	8	AM8	B	4.9 (41.0 kWh/100 km)		23	\$2,563	180	7	3	3
						Z	12.3 / 10.6 / 11.5		695					-
Subaru														
Crosstrek Hybrid AWD	US	100	2.0	4	AV	B/X*	2.6 ([23.5 kWh + 0.0 L]/100 km)		27	\$1,270	94	10	6	2
						X	6.6 / 6.8 / 6.7		747					-
Toyota														
Prius Prime	M	71	1.8	4	AV	B/X*	1.8 ([15.8 kWh + 0.0 L]/100 km)		40	\$749	49	10	7	2
						X	4.3 / 4.4 / 4.3		995					-
Volvo														
S60 T8 AWD	C	65	2.0	4	AS8	B/Z*	3.2 ([29.0 kWh + 0.0 L]/100 km)		35	\$1,519	94	10	7	3
						Z	8.4 / 7.0 / 7.8		781					-
S90 T8 AWD	M	65	2.0	4	AS8	B/Z	3.7 ([31.4 kWh + 0.2 L]/100 km)		34	\$1,615	99	10	7	3
						Z	8.3 / 7.5 / 7.9		761					-
V60 T8 AWD	WS	65	2.0	4	AS8	B/Z*	3.2 ([29.0 kWh + 0.0 L]/100 km)		35	\$1,519	94	10	7	3
						Z	8.4 / 7.0 / 7.8		781					-
XC60 T8 AWD	US	65	2.0	4	AS8	B/Z*	4.2 ([38.2 kWh + 0.0 L]/100 km)		27	\$1,961	128	9	7	3
						Z	9.5 / 8.7 / 9.1		781					-
XC90 T8 AWD	UL	65	2.0	4	AS8	B/Z*	4.0 ([36.1 kWh + 0.0 L]/100 km)		29	\$1,851	120	10	7	3
						Z	9.1 / 8.4 / 8.8		813					-

L_e is gasoline litre equivalent. One litre of gasoline contains the energy equivalent to 8.9 kWh of electricity.


*In testing, this vehicle did not use any gasoline during electric mode operation. However, depending on how you drive the vehicle, you may use gasoline during electric mode operation following a full charge.


FOR CONTINUALLY UPDATED RATINGS, USE OUR FUEL CONSUMPTION RATINGS SEARCH TOOL AT vehicles.gc.ca.

Battery-electric vehicles

Battery-electric vehicles (BEVs) are powered by motors that draw electricity from on-board storage batteries. You plug in your BEV to recharge it.

BEVs don't produce emissions from the tailpipe. This means they can reduce greenhouse gas (GHG) emissions and other pollutants that form smog. If the source of the vehicle's electricity is clean (such as solar or hydro-electric power) the vehicle will have no overall GHG emissions.

F		BATTERY-ELECTRIC VEHICLES																
		MAKE MODEL	CLASS	MOTOR (kW)	TRANSMISSION	FUEL TYPE	CONSUMPTION						RANGE (km)	\$ PER YEAR	CO ₂ EMISSIONS (g/km)	CO ₂ RATING	SMOG RATING	RECHARGE TIME (h)
							kWh/100 km			L _e /100 km								
							CITY	HIGHWAY	COMBINED	CITY	HIGHWAY	COMBINED						
Audi																		
e-tron Sportback 55 quattro	UL	300	A1	B	27.6	26.9	27.3	3.1	3.0	3.1	351	\$710	0	10	10	10		
BMW																		
i3 (120 Ah)	S	125	A1	B	16.8	20.6	18.5	1.9	2.3	2.1	246	\$481	0	10	10	7		
i3s (120 Ah)	S	135	A1	B	16.8	20.6	18.5	1.9	2.3	2.1	246	\$481	0	10	10	7		
Chevrolet																		
Bolt EV	WS	150	A1	B	16.5	19.5	17.8	1.9	2.2	2.0	417	\$463	0	10	10	10		
Hyundai																		
IONIQ Electric	M	100	A1	B	14.5	17.4	15.8	1.6	1.9	1.8	274	\$411	0	10	10	5.8		
Kona Electric	US	150	A1	B	16.2	19.3	17.4	1.8	2.2	2.0	415	\$452	0	10	10	9		
Jaguar																		
I-PACE	US	294	A1	B	26.2	29.1	27.5	2.9	3.3	3.1	377	\$715	0	10	10	13		
Kia																		
Niro EV	WS	150	A1	B	17.0	20.6	18.6	1.9	2.3	2.1	385	\$484	0	10	10	9.5		
Soul EV (120 Ah)	WS	150	A1	B	15.5	20.5	18.0	1.8	2.3	2.0	248	\$468	0	10	10	6		
Soul EV (180 Ah)	WS	150	A1	B	16.8	21.1	18.6	1.9	2.4	2.1	383	\$484	0	10	10	9.5		
MINI																		
Cooper SE 3 Door	S	135	A1	B	18.2	20.9	19.4	2.0	2.3	2.2	177	\$504	0	10	10	4		
Nissan																		
LEAF (40 kWh)	M	110	A1	B	17.0	21.2	18.9	1.9	2.4	2.1	240	\$491	0	10	10	8		
LEAF S PLUS	M	160	A1	B	17.8	21.5	19.5	2.0	2.4	2.2	363	\$507	0	10	10	11		
LEAF SV/SL PLUS	M	160	A1	B	18.3	22.1	20.0	2.1	2.5	2.2	349	\$520	0	10	10	11		
Porsche																		
Taycan Turbo	L	170	A2	B	30.9	29.5	30.2	3.5	3.3	3.4	323	\$785	0	10	10	10		
Tesla																		
Model 3 Standard Range	M	211	A1	B	14.8	16.5	15.6	1.7	1.9	1.7	151	\$406	0	10	10	3.7		
Model 3 Standard Range Plus	M	211	A1	B	14.1	15.9	14.9	1.6	1.8	1.7	402	\$387	0	10	10	8.5		
Model 3 Mid Range	M	211	A1	B	16.4	17.9	17.1	1.8	2.0	1.9	425	\$445	0	10	10	10		
Model 3 Long Range	M	211	A1	B	15.3	17.0	16.1	1.7	1.9	1.8	531	\$419	0	10	10	10		
Model 3 Long Range AWD	M	335	A1	B	16.9	18.0	17.4	1.9	2.0	2.0	518	\$452	0	10	10	10		
Model 3 Long Range AWD Performance (18" Wheels)	M	358	A1	B	16.9	18.0	17.4	1.9	2.0	2.0	518	\$452	0	10	10	10		
Model 3 Long Range AWD Performance (19" Wheels)	M	358	A1	B	17.6	18.7	18.1	2.0	2.1	2.0	489	\$471	0	10	10	10		

F 	BATTERY-ELECTRIC VEHICLES																
	MAKE MODEL	CLASS	MOTOR (kW)	TRANSMISSION	FUEL TYPE	CONSUMPTION						RANGE (km)	PER YEAR \$	CO ₂ EMISSIONS (g/km)	CO ₂ RATING	SMOG RATING	RECHARGE TIME (h)
						kWh/100 km			L _e /100 km								
						CITY	HIGHWAY	COMBINED	CITY	HIGHWAY	COMBINED						
Model 3 Long Range AWD Performance (20" Wheels)	M	358	A1	B	17.8	19.6	18.6	2.0	2.2	2.1	481	\$484	0	10	10	10	
Model S Standard Range	L	398	A1	B	18.5	20.0	19.2	2.1	2.2	2.2	462	\$499	0	10	10	9	
Model S Long Range	L	398	A1	B	18.2	19.5	18.8	2.0	2.2	2.1	600	\$489	0	10	10	12	
Model S Long Range Plus (pre-15/6/20)	L	398	A1	B	17.2	18.9	18.0	1.9	2.1	2.0	629	\$468	0	10	10	12	
Model S Long Range Plus	L	398	A1	B	17.3	18.8	17.9	1.9	2.1	2.0	647	\$465	0	10	10	12	
Model S Performance (19" Wheels)	L	580	A1	B	20.1	20.2	20.2	2.3	2.3	2.3	560	\$525	0	10	10	12	
Model S Performance (21" Wheels)	L	580	A1	B	21.3	21.9	21.6	2.4	2.5	2.4	525	\$562	0	10	10	12	
Model X Standard Range	UL	398	A1	B	20.0	21.5	20.7	2.2	2.4	2.3	415	\$538	0	10	10	9	
Model X Long Range	UL	398	A1	B	21.2	22.5	21.8	2.4	2.5	2.4	528	\$567	0	10	10	12	
Model X Long Range Plus	UL	398	A1	B	19.3	20.8	20.0	2.2	2.3	2.2	565	\$520	0	10	10	12	
Model X Performance (20" Wheels)	UL	580	A1	B	23.2	23.5	23.3	2.6	2.6	2.6	491	\$606	0	10	10	12	
Model X Performance (22" Wheels)	UL	580	A1	B	26.2	27.1	26.6	2.9	3.0	3.0	438	\$692	0	10	10	12	
Model Y Long Range AWD	US	358	A1	B	16.5	18.3	17.3	1.9	2.1	1.9	509	\$450	0	10	10	10	
Model Y Performance AWD	US	358	A1	B	16.3	18.7	17.4	1.8	2.1	2.0	507	\$452	0	10	10	10	
Model Y Performance AWD (21" Wheels)	US	358	A1	B	18.1	19.8	18.9	2.0	2.2	2.1	468	\$491	0	10	10	10	
Volkswagen																	
e-Golf	C	100	A1	B	17.4	19.9	18.6	1.9	2.3	2.1	198	\$484	0	10	10	5.3	

L_e is gasoline litre equivalent. One litre of gasoline contains the energy equivalent to 8.9 kWh of electricity.