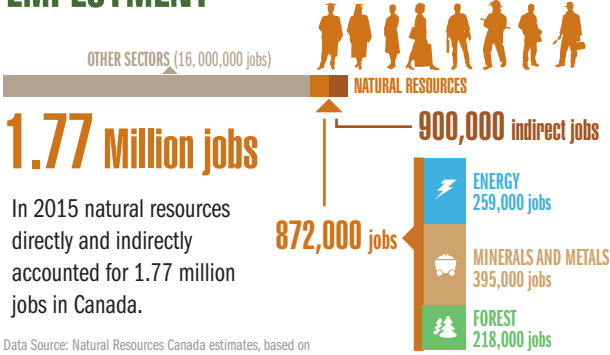




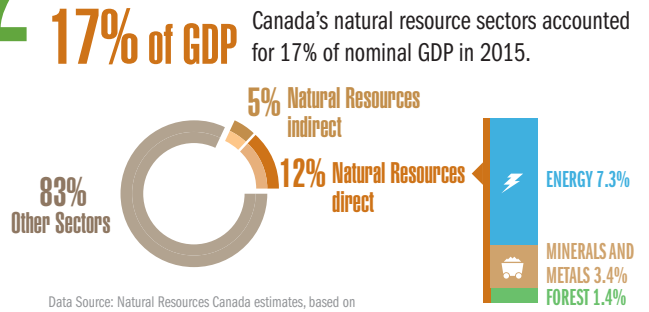
# 10 KEY FACTS on Canada's Natural Resources

## 1 EMPLOYMENT



Data Source: Natural Resources Canada estimates, based on Statistics Canada data (Natural Resources Satellite Account)

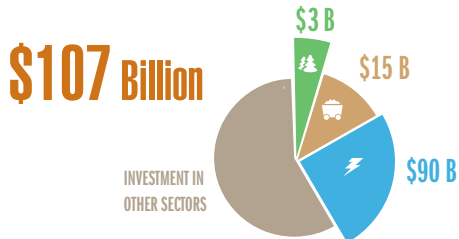
## 2 GROSS DOMESTIC PRODUCT



Data Source: Natural Resources Canada estimates, based on Statistics Canada data (Natural Resources Satellite Account)

## 3 CAPITAL EXPENDITURE


In 2015, natural resource companies invested \$107 billion, representing over 40% of total non-residential capital investment in Canada.



Data Sources: Natural Resources Canada estimates based on Statistics Canada data

## 4 MAJOR PROJECTS

There are over 400 major resource projects under construction or planned over the next 10 years in Canada, worth \$691 B in investment.



Data Sources: Natural Resources Canada, provincial and territorial governments, specialized databases, various company websites

## 5 REVENUES TO GOVERNMENT

**\$27 Billion/year**

Amount governments have derived annually on average from the natural resources sectors (2010-2014).

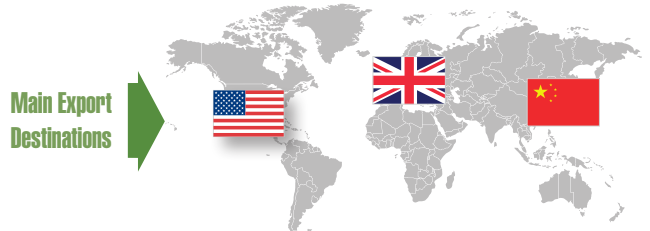


Data Sources: Natural Resources Canada estimates based on Statistics Canada data, Canadian Association of Petroleum Producers, Mining Association of Canada, Canadian Council of Forest Ministers

## 6 EXPORTS

**\$231 Billion**

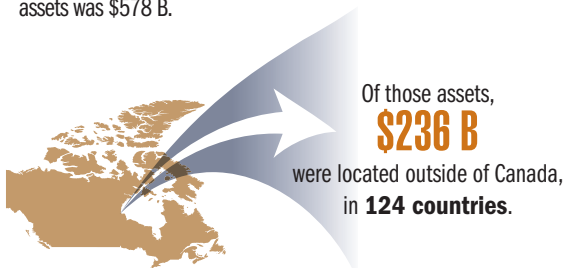
Canada's natural resource exports were valued at \$231 B in 2015. Main export destinations: USA, the United Kingdom and China.



Data Source: Natural Resources Canada estimates, based on Statistics Canada data (Natural Resources Satellite Account)

## 7 CANADIAN ASSETS ABROAD

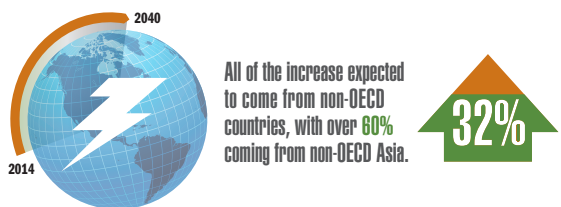
In 2014, the total value of publicly traded Canadian extractive company assets was \$578 B.



Data Source: Natural Resources Canada based on company filings.

## 8 WORLD ENERGY DEMAND

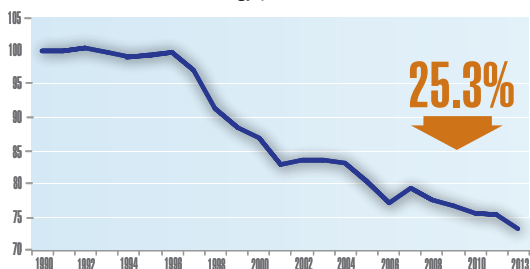
The International Energy Agency (IEA) projects that by 2040, the world will need 32% more energy than is being produced today.



Data Source: International Energy Agency

## 9 ENERGY INTENSITY

Canada used 25.3% less energy per dollar of GDP in 2013 than 1990.



Data Source: Natural Resources Canada calculations

## 10 FOREST COMMUNITIES

**171 Municipalities**

The forest sector directly accounts for over 20% of the income in 171 municipalities across Canada.



Data Source: Natural Resources Canada calculations, based on Statistics Canada data

Totals may not add up due to rounding.