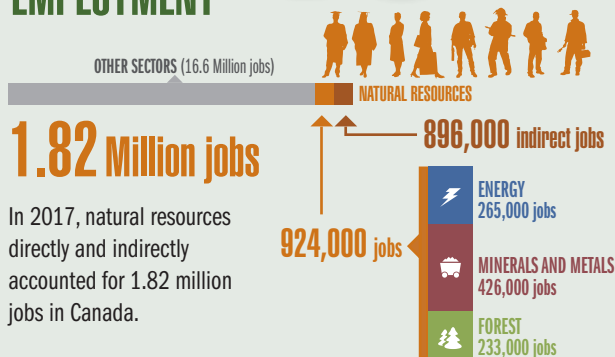




# 10 KEY FACTS on Canada's Natural Resources

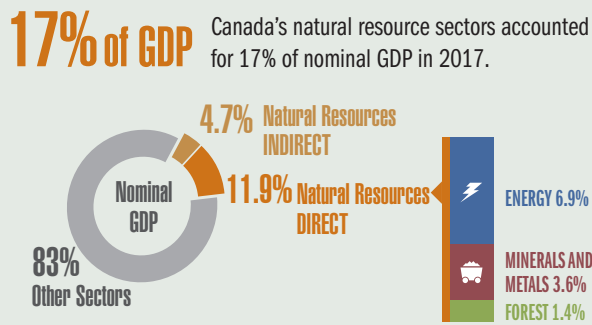
## 1 EMPLOYMENT



In 2017, natural resources directly and indirectly accounted for 1.82 million jobs in Canada.

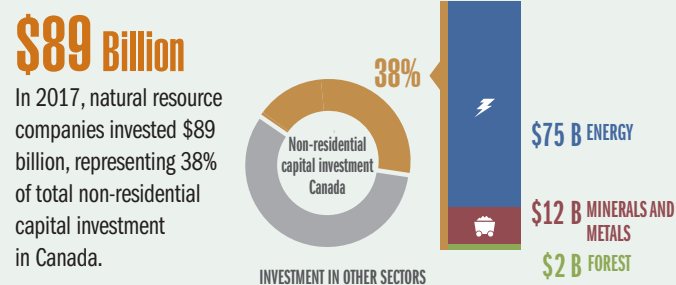
Data Source: Natural Resources Canada estimates, based on Statistics Canada data (National Accounts)

## 2 GROSS DOMESTIC PRODUCT



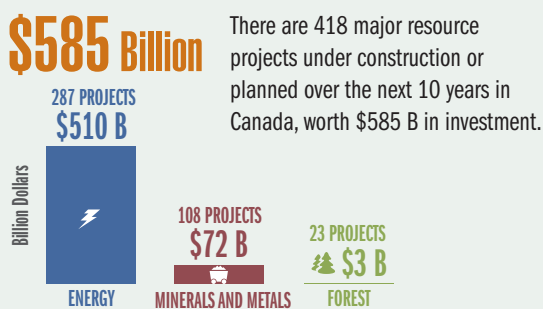
Data Source: Natural Resources Canada estimates, based on Statistics Canada data (National Accounts)

## 3 CAPITAL EXPENDITURE



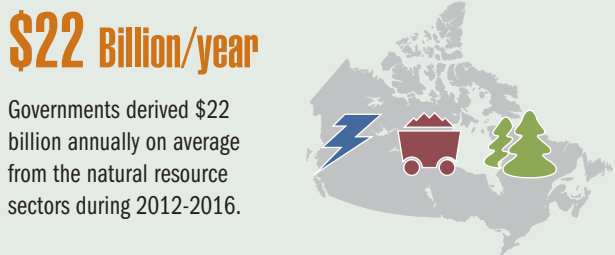
Data Sources: Natural Resources Canada estimates based on Statistics Canada data

## 4 MAJOR PROJECTS



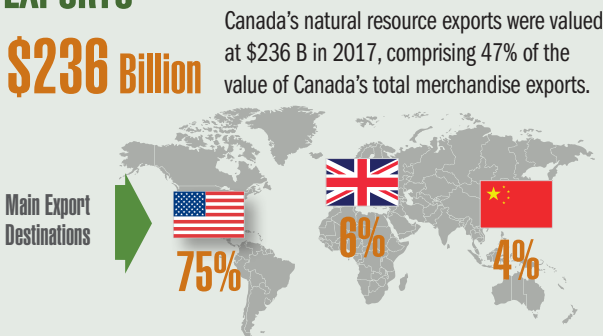
Data Sources: Natural Resources Canada, provincial and territorial governments, specialized databases, various company websites

## 5 REVENUES TO GOVERNMENT



Data Sources: Natural Resources Canada estimates based on Statistics Canada data, Canadian Association of Petroleum Producers, Mining Association of Canada, Canadian Council of Forest Ministers

## 6 EXPORTS



Data Source: Natural Resources Canada estimates, based on Statistics Canada data

## 7 CANADIAN ASSETS ABROAD



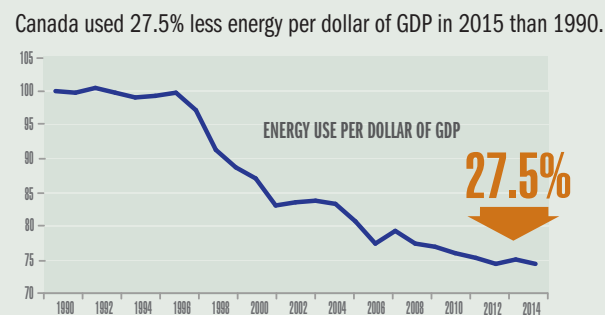
Data Source: Natural Resources Canada based on company filings.

## 8 FOREST MANAGEMENT



Data Source: NRCAN calculations based on data from the National Forest Inventory as well as the FSC, PESCC, and UN FAO

## 9 ENERGY INTENSITY



Data Source: National Energy Use Database

## 10 CLEAN TECHNOLOGY



Data Source: Statistics Canada Environmental and Clean Technology Products Account

Totals may not add up due to rounding. Economic activity associated with coal and uranium mining are categorized with the minerals and metals sector.