

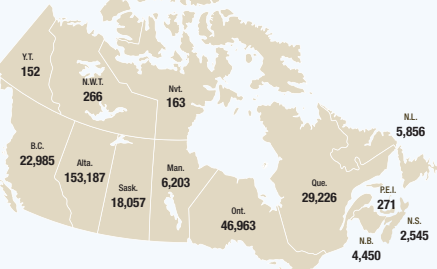


10 KEY FACTS on Canada's Energy Sector

1 EMPLOYMENT 696,100 jobs

In 2022, Canada's energy sector directly and indirectly accounted for 696,100 jobs.

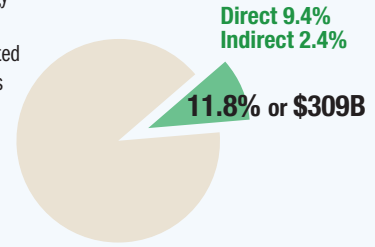
Direct: 290,300 jobs
Indirect: 405,800 jobs



Source: Statistics Canada, Natural Resources Satellite Account (map displays direct employment)

2 GROSS DOMESTIC PRODUCT 11.8% or \$309B


In 2022, the energy sector directly and indirectly contributed 11.8% to Canada's nominal GDP.



Source: Statistics Canada, Natural Resources Satellite Account

3 GHG INTENSITY 36% decline


Between 2000 and 2021, Canada's GHG emissions decreased 6.8% while real GDP grew by 46%, resulting in a 36% decline in GHG intensity.



Source: Environment and Climate Change Canada, National Inventory Report

4 ENERGY EFFICIENCY \$21B of savings

Between 2000 and 2020, energy efficiency improved in Canada by 13%.

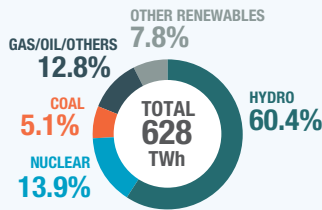


In 2020, these improvements saved Canadians \$21 billion.

Source: Natural Resources Canada National Energy Use Database

5 ELECTRICITY GENERATION 82% of Canada's electricity supply was generated from non-GHG emitting sources in 2021

and over 2/3 of electricity generation was from renewable sources, the most in the G7.

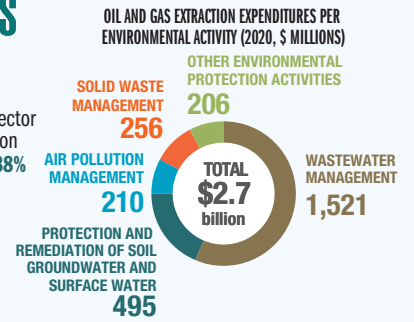


Sources: Statistics Canada and Natural Resources Canada data

6 ENVIRONMENTAL PROTECTION EXPENDITURES \$3.8B

was spent by the energy sector on environmental protection in 2020. This represents 38% of expenditures made by all industries.

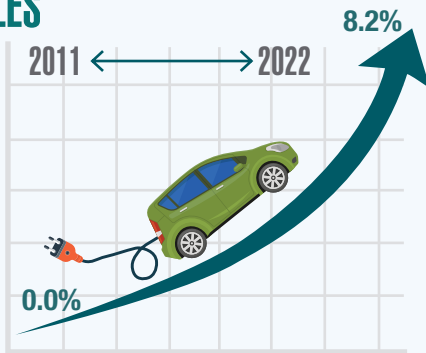
The oil and gas sector accounts for more than one quarter of total expenditures.



Sources: Statistics Canada and Natural Resources Canada data

7 ELECTRIC VEHICLES 8.2% of Canada's vehicle registrations were for EVs in 2022

In 2022, there were over six times as many EV registrations as in 2017.



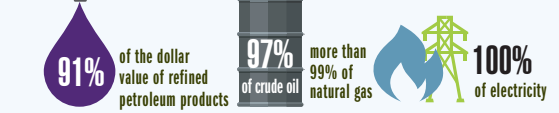
Source: Statistics Canada New Motor Vehicle Registration Survey

8 CANADA-U.S. TRADE \$266B of total bilateral energy trade in 2022

\$216B Exports to the U.S.

Imports from the U.S. \$50B

The U.S. is the top destination for Canadian exports:



Source: Statistics Canada International Merchandise Trade Database


9 GOVERNMENT REVENUE \$12.3B

Governments received \$12.3 billion annually from the energy sector (2017 to 2021).



Sources: Natural Resources Canada estimates based on Statistics Canada and Canadian Association of Petroleum Producers data

10 CANADA'S POSITION IN THE WORLD



Source: International Energy Agency