



2025 FUEL CONSUMPTION GUIDE

		ENERGUIDE		Gasoline Vehicle Véhicule à essence	
Fuel Consumption / Consommation de carburant			Annual fuel COST for an annual distance of 20,000 km, and an average fuel price of \$1.09 per litre		
9.0 L/100 km <small>combined/combinée</small>			\$ 1 962 Coût annuel en carburant pour une distance annuelle de 20 000 km, et un prix moyen du carburant de 1,09 \$ par litre		
31 mi/gal					
10.7 L/100 km <small>city</small> <small>ville</small>			7.4 L/100 km <small>highway</small> <small>route</small>		
Small SUVs range from / Les petits VUS font entre 7.4 – 14.4 L/100 km <small>L is gasoline litre equivalent / L signifie litre équivalent d'essence</small>		Carbon Dioxide Rating / Indice de dioxyde de carbone <small>207 g CO₂/km</small> <small>Best/meilleur</small>		Smog Rating / Indice de Smog <small>Best/meilleur</small>	
<small>Tailpipe emissions only / Émissions du tuyau d'échappement seulement</small>					
<small>Estimates are based on Government of Canada approved criteria and testing methods. Vehicle's actual fuel consumption will vary.</small>			<small>Estimations établies selon des méthodes d'essai et des critères approuvés par le gouvernement du Canada. La consommation de carburant réelle du véhicule variera.</small>		
<small>For more information visit</small> vehicles.nrcan.gc.ca			<small>Pour plus d'information visitez</small> vehicules.nrcan.gc.ca		

Contents

Introduction	1
Fuel consumption testing	1
Understanding fuel consumption ratings	2
EnerGuide label for vehicles	2
Choosing the right vehicle	3
Fuel-efficient driving	4
Most fuel-efficient vehicles	4
Fuel consumption ratings search tool	4
Understanding the tables	5
Vehicle tables	
A. Cars	
B. Vans	
C. Pickup trucks	
D. Sport utility vehicles (SUVs)	
E. Plug-in hybrid electric vehicles	
F. Battery-electric vehicles	

Introduction

The 2025 Fuel Consumption Guide gives information about the fuel consumption of 2025 model year light-duty vehicles. You can use this information to compare vehicles as you shop for the most fuel-efficient vehicle that meets your everyday needs.

Remember as you shop that fuel is an expense you will be paying for a long time. If you buy a fuel-efficient vehicle, drive it in fuel-efficient ways and follow the manufacturer's maintenance recommendations, you'll save money for years to come – even more if fuel prices rise.

Your vehicle choice affects the environment

The more fuel your vehicle burns, the more greenhouse gases it produces, mostly in the form of carbon dioxide, or CO₂. For every litre of gasoline your vehicle uses, it generates about 2.3 kilograms (kg) of CO₂. Although not directly harmful to our health, CO₂ emissions contribute to climate change.

Fuel consumption testing

It would be difficult to drive every model of new vehicle on the road to measure fuel consumption. And it would be impossible to get repeatable results that way because so many factors – road conditions and weather, to name just two – can affect a vehicle's performance.

That's why vehicle manufacturers use standard, controlled laboratory testing and analytical procedures to generate the fuel consumption data that appear in this guide, in the [fuel consumption ratings search tool](#) and on the EnerGuide label for vehicles.

Environment and Climate Change Canada collects the data from vehicle manufacturers. Natural Resources Canada (NRCan) puts the data and other information together to publish the Fuel Consumption Guide.

Improved testing

Before model year 2015, manufacturers used the 2-cycle testing procedure, which tested vehicles under simulated city and highway conditions to find out how much fuel they use.

Manufacturers now use the **5-cycle testing** procedure. The improved procedure tests for city and highway conditions as well as operating a vehicle in cold weather, the use of air conditioners, and driving at higher speeds with more rapid acceleration and braking.

5-cycle testing produces fuel consumption ratings that are more representative of a vehicle's on-road fuel consumption.

How 5-cycle testing works

A vehicle is driven about 6,000 km before testing. Then the test vehicle is placed on a machine called a chassis dynamometer, which is like a treadmill for vehicles. The dynamometer is adjusted for things like the weight and aerodynamics of the specific vehicle. A driver runs the vehicle through standard driving cycles that simulate trips in the city and on the highway.

City and highway fuel consumption ratings come from the emissions generated during the five laboratory driving cycles.

For [detailed test information](#), visit vehicles.gc.ca.

Not all vehicles are tested

Vehicle manufacturers are not required to submit fuel consumption data for:

- sport utility vehicles (SUVs) and passenger vans with a gross vehicle weight rating (GVWR) of 4,536 kg (10,000 lbs.) or more – GVWR is the weight of the vehicle plus maximum carrying capacity (passengers and cargo)
- pickup trucks with a GVWR of more than 3,856 kg (8,500 lbs.) and an interior bed length of 183 cm (72 in.) or more

- cargo vans with a GVWR of more than 3,856 kg (8,500 lbs.)

Vehicles that exceed these limits are not tested, so their fuel consumption ratings do not appear in this guide, the [fuel consumption ratings search tool](#) or on the EnerGuide label.

Understanding fuel consumption ratings

Fuel consumption ratings give consumers reliable information about the relative fuel efficiency of vehicles. You can use this information to compare the fuel consumption of different models and then choose the most fuel-efficient vehicle that meets your everyday needs.

Use this guide or the [fuel consumption ratings search tool](#) to compare the fuel consumption information of different models. The vehicle with the best fuel consumption ratings and lowest estimated annual fuel cost can save you fuel and money for years.

Remember, the lower the litres per 100 kilometres (L/100 km) rating, the better the fuel consumption. And the higher the miles per gallon (mpg) rating, the better the fuel use.

Your fuel consumption will vary

Fuel consumption ratings show the fuel consumption that may be achieved if you drive in fuel-efficient ways and properly maintain your vehicle. The ratings help you compare the fuel consumption of different vehicles. However, it is impossible for a laboratory test to simulate all conditions that drivers may experience.

Your vehicle's fuel consumption will vary from its published fuel consumption ratings, depending on how, where and when you drive.

The following factors will affect the fuel consumption of your vehicle:

- How you accelerate
- How fast you drive
- The age and condition of your vehicle
- Temperature and weather
- Traffic and road conditions
- Using air conditioning and other powered accessories
- Using all-wheel and four-wheel drive

Also, there may be fuel consumption differences in the

same make and model because of small variations in vehicle manufacturing. And some vehicles do not get their best fuel consumption until they have been driven for about 6,000 to 10,000 km.

To watch our [video about factors that affect fuel consumption](#), visit [vehicles.gc.ca](#).

Published ratings are a useful tool for comparing vehicles before you buy. But keep in mind that they're based on standard tests and **may not accurately predict the fuel consumption you will get on the road.**

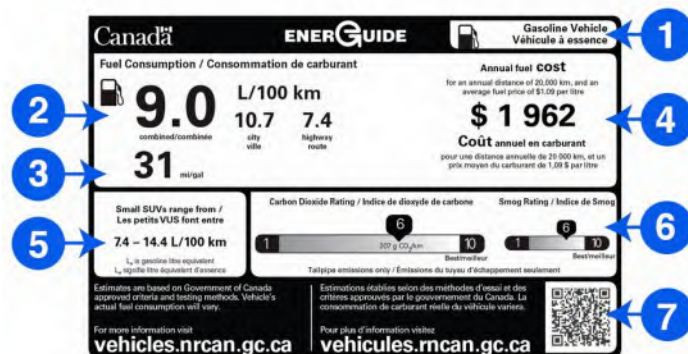
EnerGuide label for vehicles

The EnerGuide label gives model-specific fuel consumption information for new light-duty vehicles available for sale in Canada. This includes passenger cars, vans, pickup trucks and SUVs.

Using EnerGuide labels, you can make comparisons between vehicles and find the most fuel-efficient one that meets your everyday needs.

EnerGuide labels should remain on new vehicles until they are sold. If a new vehicle has no label, ask the dealer to give you the manufacturer's fuel consumption information for the vehicle.

Here is a sample label for a gasoline vehicle – slightly different labels appear on vehicles that use other types of fuel.



1. **Vehicle technology and fuel** – The text and related icon identify the type of fuel used by the vehicle.
2. **Fuel consumption** – This is a prominent combined fuel consumption rating and separate city and highway fuel consumption ratings in L/100 km. The combined rating reflects 55% city and 45% highway driving.
3. **Fuel economy** – Here, the combined rating is expressed in miles per imperial gallon (mi/gal).

4. **Annual fuel cost** – This is an estimate based on the combined fuel consumption rating, 20,000 km driven and the fuel price indicated.
5. **Vehicle class range** – This shows the best and worst combined fuel consumption ratings of vehicles in the same class.
6. **CO₂ and smog ratings** – Here are the vehicle’s tailpipe emissions of CO₂ and smog-forming pollutants rated on a scale from 1 (worst) to 10 (best). The CO₂ emissions, in grams per kilometre driven, are shown on the CO₂ bar.
7. **QR code** - The quick-response code links smartphone users to the [fuel consumption ratings search tool](#).

Choosing the right vehicle

There are many things to consider when you buy a new vehicle: price, comfort, styling, environmental factors and more. Choosing the most fuel-efficient vehicle that meets your everyday needs can save you money and help the environment.

It’s worth putting some time into your choice. Fuel consumption can range from less than 2.0 gasoline litres equivalent per 100 km (L_e/100 km) for a battery-electric vehicle to more than 20.0 L/100 km for a large SUV.

So driving 20,000 km a year can cost from less than \$500 to more than \$4,000. Meanwhile, CO₂ emissions can range from 0 to more than 9 tonnes, depending on the vehicle you buy.

Consider your powertrain

A vehicle’s powertrain is made up of the components – such as the engine, transmission, drive shaft, suspension and the wheels – that make a vehicle go. Today, you can choose from a wide range of powertrains.

Hybrid-electric vehicles, or hybrids, use both a conventional internal combustion engine and an electric motor, which is more energy efficient than a conventional powertrain, especially in city driving. Hybrids have battery packs that are charged with electricity generated by the vehicle. They can’t be plugged in to recharge. When hybrids are operating in electric-only mode, they emit no CO₂ or other emissions. The typical hybrid offers fuel savings and CO₂ reductions of 20 to 40% over gasoline-only vehicles.

To watch our [video about hybrid-electric vehicles](#), visit [vehicles.gc.ca](#).

Electric vehicles reduce greenhouse gas emissions and can significantly reduce your fuel costs. There are two types of electric vehicles on the market – plug-in hybrid electric and battery-electric – and each has its benefits.

- **Plug-in hybrid electric vehicles (PHEV)** are hybrids that have high-capacity batteries that can be recharged by plugging them in. When operating in electric-only mode, PHEVs produce no tailpipe emissions.

To watch our [video about plug-in hybrid electric vehicles](#), visit [vehicles.gc.ca](#).

- **Battery-electric vehicles (BEV)** use electric motors that draw electricity from on-board rechargeable batteries. They are the most fuel-efficient vehicles available, with an average combined consumption rating of 2.3 L_e/100 km. BEVs produce no tailpipe emissions.

To watch our [video about battery-electric vehicles](#), visit [vehicles.gc.ca](#).

Electric-drive motors are much more efficient than combustion engines and drivetrains. The efficiency of energy conversion from on-board storage to turning the wheels is nearly five times greater for electricity than gasoline, at approximately 76% and 16%, respectively.

Electric vehicles also increase a vehicle’s efficiency by using regenerative braking technology to recover energy that would otherwise have been lost.

PHEVs and BEVs can be recharged from a charging station that uses standard 240-volt electrical power (the kind used for stoves and clothes dryers in most homes). Most can be recharged from a 110-volt service, although charging time will be significantly longer.

Technology and other vehicle variables

Canada’s greenhouse gas emission standards are becoming more stringent, and vehicle manufacturers have responded with a wide range of engineering advancements. These features can save you money and reduce your impact on the environment.

A **cylinder deactivation system (CDS)** in a 6- or 8-cylinder engine shuts down half of the cylinders when only a small amount of the engine’s power is needed. A CDS can lower fuel consumption by 4 to 10%.

Turbochargers force air into an engine’s cylinders – unlike a standard engine, which draws air in at atmospheric pressure. This means that a smaller, turbocharged engine can produce the same power as a

larger standard engine – and can lower fuel consumption by 2 to 6%.

Variable valve timing (VVT) and lift systems adjust the timing of the engine valves to improve efficiency over a wide range of engine operating speeds. That leads to better operation of the engine and a 1 to 6% reduction in fuel consumption.

Idle stop-start systems lower fuel consumption and exhaust emissions by turning off the engine when the vehicle is idling and during deceleration at low speeds. Idle stop-start technology can lower your fuel consumption during city driving by 4 to 10% or more.

Direct fuel injection increases your engine's combustion efficiency because of a higher level of precision over the amount of fuel injected into the cylinder, the timing of the injection and the spray pattern. Direct injection can lower fuel consumption by 1 to 3%.

If you shop smart, you can save fuel – and money – for years to come. Find more information about [factors that affect fuel efficiency](#) and [tips for buying a fuel-efficient vehicle](#) at [vehicles.gc.ca](#).

Fuel-efficient driving

Fuel-efficient driving can save you hundreds of dollars in fuel each year, improve road safety and prevent wear on your vehicle.

Adopt these 5 fuel-efficient driving techniques to lower your vehicle's fuel consumption and CO₂ emissions by as much as 25%:

1. Accelerate gently

The harder you accelerate the more fuel you use. In the city, you can use less fuel by easing onto the accelerator pedal gently. To be as fuel-efficient as possible, take 5 seconds to accelerate your vehicle up to 20 kilometres per hour from a stop.

2. Maintain a steady speed

When your speed dips and bursts, you use more fuel, and spend more money, than you need to. Tests have shown that varying your speed up and down between 75 and 85 km per hour every 18 seconds can increase your fuel use by 20%.

3. Anticipate traffic

Look ahead while you're driving to see what is coming up. And keep a comfortable distance between your vehicle and the one in front of you. By looking closely at

what pedestrians and other cars are doing, and imagining what they'll do next, you can keep your speed as steady as possible and use less fuel. It's also safer to drive this way.

4. Avoid high speeds

Keep to the speed limit and save on fuel! Most cars, vans, pickup trucks and SUVs are most fuel-efficient when they're travelling between 50 and 80 km per hour. Above this speed zone, vehicles use increasingly more fuel the faster they go.

5. Coast to decelerate

Every time you use your brakes, you waste your forward momentum. By looking ahead at how traffic is behaving, you can often see well in advance when it's time to slow down. You will conserve fuel and save money by taking your foot off the accelerator and coasting to slow down instead of using your brakes.

See [more ways to use less fuel](#) at [vehicles.gc.ca](#).

Most fuel-efficient vehicles

NRCan recognizes the most fuel-efficient new light-duty vehicles sold in Canada. Best-in-class vehicles have the lowest combined fuel consumption rating, based on 55% city and 45% highway driving.

For each class, the most fuel-efficient conventional vehicle and the most efficient electric vehicle (where applicable) are recognized.

To see the [most fuel-efficient vehicles for model year 2025](#), visit [vehicles.gc.ca](#).

Fuel consumption ratings search tool

Use the [fuel consumption ratings search tool](#) at [vehicles.gc.ca](#) to compare the fuel consumption information of new and older models to find the most fuel-efficient vehicle that meets your everyday needs.

Understanding the tables

Model

AWD = All-wheel drive – vehicle designed to operate with all wheels powered

4WD/4X4 = Four-wheel drive – vehicle designed to operate with either two wheels or four wheels powered

FFV = Flexible-fuel vehicle – vehicle designed to operate on gasoline and ethanol blends of up to 85% ethanol (E85)

SWB = Short wheelbase; **LWB** = Long wheelbase; **EWB** = Extended wheelbase

Class

Cars	
Vehicle class	Interior volume
Two-seater (T)	n/a
Minicompact (I)	less than 2,405 L (85 cu. ft.)
Subcompact (S)	2,405–2,830 L (85–99 cu. ft.)
Compact (C)	2,830–3,115 L (100–109 cu. ft.)
Mid-size (M)	3,115–3,400 L (110–119 cu. ft.)
Full-size (L)	3,400 L (120 cu. ft.) or more
Station wagon	
Small (WS)	less than 3,680 L (130 cu. ft.)
Mid-size (WM)	3,680–4,530 L (130–159 cu. ft.)

Light trucks	
Vehicle class	Gross vehicle weight rating
Pickup truck	
Small (PS)	less than 2,722 kg (6,000 lb.)
Standard (PL)	2,722–3,856 kg (6,000–8,500 lb.)
Sport utility vehicle	
Small (US)	less than 2,722 kg (6,000 lb.)
Standard (UL)	2,722–4,536 kg (6,000–9,999 lb.)
Minivan (V)	less than 3,856 kg (8,500 lb.)
Van	
Cargo (VC)	less than 3,856 kg (8,500 lb.)
Passenger (VP)	less than 4,536 kg (10,000 lb.)
Special purpose vehicle (SP)	less than 3,856 kg (8,500 lb.)

Engine size/Motor/Cylinders

Total displacement of all cylinders (in litres [L]); electric motor peak power output (in kilowatts [kW]); number of engine cylinders

Transmission

A = automatic; **AM** = automated manual; **AS** = automatic with select shift; **AV** = continuously variable; **M** = manual; number of gears/speeds (1–10)

Fuel type

X = regular gasoline; **Z** = premium gasoline; **D** = diesel; **E** = E85; **B** = electricity; **N** = natural gas

Fuel consumption

Fuel consumption ratings are shown in litres per 100 kilometres (L/100 km). To compare fuel economy ratings expressed in miles per imperial gallon (mpg) or in miles per U.S. gallon (mpg U.S.), use our [fuel consumption ratings search tool](#).

City rating – represents urban driving in stop-and-go traffic

Highway rating – represents a mix of open highway and rural road driving, typical of longer trips

Combined rating – reflects 55% city driving and 45% highway driving

The combined rating is calculated using city and highway values that are later rounded for publication. Consequently, vehicles with identical published city and highway ratings may not have identical combined ratings because of the rounding process.

For FFVs, consumption values are provided for both gasoline and E85. For plug-in hybrid electric vehicles (PHEVs), values are provided for electric-only or blended electric and gasoline mode, and for gasoline-only operation.

To help you compare vehicles that use electricity, a conversion factor is used to convert electrical energy consumption values, expressed in kilowatt hours per 100 kilometres (kWh/100 km), into gasoline litres equivalent per 100 kilometres (Le/100 km). One litre of gasoline contains the energy equivalent to 8.9 kWh of electricity.

Annual fuel cost

Estimated annual fuel cost is based on the combined rating, a driving distance of 20,000 km and forecast prices of \$1.55/L for regular gasoline, \$1.85/L for premium gasoline, \$1.50/L for diesel fuel and \$0.18/kWh for electricity. Pricing for E85 is not provided.

For PHEVs, annual fuel cost values reflect a mix of electric mode and gasoline-only operation.

CO₂ emissions

The vehicle's tailpipe emissions of carbon dioxide are shown in grams per kilometre (g/km) for combined city and highway driving. For PHEVs, CO₂ emissions values reflect a mix of electric mode and gasoline-only operation.

CO₂ rating

The vehicle’s tailpipe emissions of carbon dioxide are rated on a scale from 1 (worst) to 10 (best).

Smog rating

The vehicle’s tailpipe emissions of smog-forming pollutants are rated on a scale from 1 (worst) to 10 (best).

Range

For PHEVs and battery-electric vehicles (BEVs), range is the estimated driving distance (in kilometres) on a fully charged battery or full tank of fuel.

Recharge time

For PHEVs and BEVs, recharge time is the estimated time (in hours) to fully recharge the battery at 240 volts.

Converting to miles per gallon

To convert between L/100 km and mpg, use the following formulas:

$$\text{mpg} = 282.48 \div \text{L}/100 \text{ km} \qquad \text{L}/100 \text{ km} = 282.48 \div \text{mpg}$$

$$4.546 \text{ L} = 1 \text{ imperial gallon} = 1.2 \text{ U.S. gallons}$$

To convert between L/100 km and mpg (U.S.), use the following formulas:


$$\text{mpg (U.S.)} = 235.21 \div \text{L}/100 \text{ km} \qquad \text{L}/100 \text{ km} = 235.21 \div \text{mpg (U.S.)}$$


$$3.785 \text{ L} = 1 \text{ U.S. gallon}$$


L/100 km	2.0	3.0	4.0	5.0	6.0	7.0	8.0	9.0	10.0	11.0	12.0
mpg	141	94	71	56	47	40	35	31	28	26	24
mpg (U.S.)	118	78	59	47	39	34	29	26	24	21	20


Note: Many vehicles now have an onboard trip computer that can display on-road fuel use. In addition to fuel consumption values displayed in L/100 km, fuel economy values are usually displayed in **mpg (U.S.)**.


A	CARS												
	MAKE MODEL	CLASS	ENGINE SIZE (L)	CYLINDERS	TRANSMISSION	FUEL TYPE	CONSUMPTION (L/100 km)			\$ PER YEAR	CO ₂ EMISSIONS (g/km)	CO ₂ RATING	SMOG RATING
							CITY	HIGHWAY	COMBINED				
Acura													
	Integra A-SPEC	L	1.5	4	AV7	Z	8.1	6.5	7.4	\$2,738	172	6	6
	Integra A-SPEC	L	1.5	4	M6	Z	8.9	6.5	7.8	\$2,886	181	6	5
	Integra Type S	L	2.0	4	M6	Z	11.1	8.3	9.9	\$3,663	230	5	5
	TLX SH-AWD A-SPEC	C	2.0	4	AS10	Z	11.3	8.1	9.8	\$3,626	231	5	6
	TLX Type S (Performance Tire)	C	3.0	6	AS10	Z	12.3	9.8	11.2	\$4,144	261	4	4
Alfa Romeo													
	Giulia	M	2.0	4	A8	Z	10.0	7.2	8.7	\$3,219	205	5	4
	Giulia AWD	M	2.0	4	A8	Z	10.5	7.7	9.2	\$3,404	217	5	4
Aston Martin													
	DB12	I	4.0	8	A8	Z	15.9	10.5	13.5	\$4,995	316	3	4
	Vantage	T	4.0	8	A8	Z	15.3	10.5	13.1	\$4,847	308	4	4
Audi													
	A3 40 TFSI quattro	S	2.0	4	AM7	Z	9.6	7.3	8.5	\$3,145	201	5	6
	A4 45 TFSI quattro	C	2.0	4	AM7	Z	10.1	7.3	8.8	\$3,256	207	5	4
	A4 allroad 45 TFSI quattro	WS	2.0	4	AM7	Z	10.3	7.8	9.2	\$3,404	215	5	4
	A5 Coupé 45 TFSI quattro	S	2.0	4	AM7	Z	10.1	7.3	8.8	\$3,256	207	5	4
	A5 Sportback 45 TFSI quattro	M	2.0	4	AM7	Z	10.1	7.3	8.8	\$3,256	207	5	4
	A6 45 TFSI quattro	M	2.0	4	AM7	Z	10.0	7.7	8.9	\$3,293	211	5	4
	A6 55 TFSI quattro	M	3.0	6	AM7	Z	10.9	8.0	9.6	\$3,552	226	5	4
	A6 allroad 55 TFSI quattro	WM	3.0	6	AM7	Z	10.9	8.0	9.6	\$3,552	226	5	4
	A7 Sportback	M	3.0	6	AM7	Z	10.9	8.0	9.6	\$3,552	226	5	4
	A8 quattro	L	3.0	6	AS8	Z	12.6	8.8	10.9	\$4,033	257	4	4
	RS 5 Coupé	S	2.9	6	AS8	Z	12.9	9.3	11.3	\$4,181	264	4	4
	RS 5 Sportback	M	2.9	6	AS8	Z	13.3	9.6	11.6	\$4,292	272	4	4
	RS 6 Avant quattro performance	WM	4.0	8	AS8	Z	17.0	11.0	14.3	\$5,291	336	3	2
	RS 6 Avant GT	WM	4.0	8	AS8	Z	17.0	11.0	14.3	\$5,291	336	3	2
	RS 7 Sportback quattro performance	M	4.0	8	AS8	Z	17.0	11.0	14.3	\$5,291	336	3	2
	S3 quattro	S	2.0	4	AM7	Z	10.4	7.6	9.1	\$3,367	215	5	4
	S4 quattro	C	3.0	6	AS8	Z	11.0	8.1	9.7	\$3,589	228	5	4
	S5 Coupé quattro	S	3.0	6	AS8	Z	11.0	8.1	9.7	\$3,589	228	5	4
	S5 Sportback quattro	M	3.0	6	AS8	Z	11.8	8.2	10.2	\$3,774	238	5	4
	S6 quattro	M	2.9	6	AS8	Z	12.4	8.9	10.8	\$3,996	254	5	4
	S7 quattro	M	2.9	6	AS8	Z	12.4	8.9	10.8	\$3,996	254	5	4
	S8 quattro	L	4.0	8	AS8	Z	16.0	10.0	13.3	\$4,921	312	4	2


A		CARS												
		MAKE MODEL	CLASS	ENGINE SIZE (L)	CYLINDERS	TRANSMISSION	FUEL TYPE	CONSUMPTION (L/100 km)			\$ PER YEAR	CO ₂ EMISSIONS (g/km)	CO ₂ RATING	SMOG RATING
								CITY	HIGHWAY	COMBINED				
BMW														
	230i xDrive Coupe	S	2.0	4	AS8	Z	9.5	7.1	8.4	\$3,108	194	6	2	
	330i xDrive Sedan	C	2.0	4	AS8	Z	8.9	6.9	8.0	\$2,960	185	6	7	
	430i xDrive Cabriolet	S	2.0	4	AS8	Z	9.6	7.1	8.5	\$3,145	196	6	7	
	430i xDrive Coupe	S	2.0	4	AS8	Z	8.7	6.9	7.9	\$2,923	183	6	7	
	530i xDrive Sedan	M	2.0	4	AS8	Z	8.7	6.8	7.9	\$2,923	182	6	6	
	760i xDrive Sedan	L	4.4	8	AS8	Z	13.3	9.3	11.5	\$4,255	265	4	4	
	M2 Coupe	S	3.0	6	AS8	Z	14.4	10.3	12.5	\$4,625	290	4	4	
	M2 Coupe	S	3.0	6	M6	Z	14.7	10.0	12.6	\$4,662	294	4	4	
	M240i xDrive Coupe	S	3.0	6	AS8	Z	10.3	7.3	9.0	\$3,330	209	5	4	
	M3 Sedan	C	3.0	6	M6	Z	14.7	10.1	12.6	\$4,662	293	4	4	
	M3 Competition Sedan	C	3.0	6	AS8	Z	14.5	10.2	12.6	\$4,662	292	4	4	
	M3 Competition M xDrive Sedan	C	3.0	6	AS8	Z	14.9	10.3	12.8	\$4,736	296	4	4	
	M340i xDrive Sedan	C	3.0	6	AS8	Z	9.0	7.1	8.2	\$3,034	189	6	6	
	M4 Coupe	S	3.0	6	M6	Z	14.7	10.1	12.6	\$4,662	293	4	4	
	M4 Competition Coupe	S	3.0	6	AS8	Z	14.5	10.2	12.6	\$4,662	292	4	4	
	M4 Competition M xDrive Cabriolet	S	3.0	6	AS8	Z	14.9	10.5	12.9	\$4,773	297	4	4	
	M4 Competition M xDrive Coupe	S	3.0	6	AS8	Z	14.7	10.2	12.7	\$4,699	293	4	4	
	M4 CS Coupe	S	3.0	6	AS8	Z	15.0	10.3	12.9	\$4,773	297	4	4	
	M440i xDrive Cabriolet	S	3.0	6	AS8	Z	9.2	7.3	8.4	\$3,108	194	6	6	
	M440i xDrive Coupe	S	3.0	6	AS8	Z	8.9	7.1	8.1	\$2,997	187	6	6	
	M8 Competition Cabriolet	S	4.4	8	AS8	Z	16.1	10.9	13.8	\$5,106	321	3	2	
	M8 Competition Coupe	S	4.4	8	AS8	Z	16.1	10.9	13.8	\$5,106	321	3	2	
	M8 Competition Gran Coupe	M	4.4	8	AS8	Z	16.1	10.9	13.8	\$5,106	321	3	2	
	M850i xDrive Cabriolet	S	4.4	8	AS8	Z	14.2	9.9	12.2	\$4,514	285	4	2	
	M850i xDrive Coupe	S	4.4	8	AS8	Z	14.1	9.9	12.2	\$4,514	284	4	2	
	M850i xDrive Gran Coupe	M	4.4	8	AS8	Z	14.2	9.9	12.2	\$4,514	285	4	2	
	Z4 sDrive30i	T	2.0	4	AS8	Z	9.4	7.1	8.4	\$3,108	194	6	6	
	Z4 M40i	T	3.0	6	AS8	Z	10.4	8.0	9.3	\$3,441	215	5	4	
	Z4 M40i	T	3.0	6	M6	Z	12.6	8.9	10.9	\$4,033	253	5	4	
Bugatti														
	Mistral	T	8.0	16	AM7	Z	29.7	19.2	25.0	\$9,250	586	1	1	
Buick														
	Envista	WS	1.2	3	A6	X	8.4	7.4	7.9	\$2,449	185	6	6	
Cadillac														
	CT4	C	2.0	4	AS8	Z	10.6	7.3	9.1	\$3,367	214	5	6	


A	 CARS												
	MAKE MODEL	CLASS	ENGINE SIZE (L)	CYLINDERS	TRANSMISSION	FUEL TYPE	CONSUMPTION (L/100 km)			\$ PER YEAR	CO ₂ EMISSIONS (g/km)	CO ₂ RATING	SMOG RATING
							CITY	HIGHWAY	COMBINED				
CT4	C	2.7	4	AS10	Z	11.0	7.6	9.5	\$3,515	221	5	5	
CT4 AWD	C	2.0	4	AS8	Z	11.0	7.6	9.5	\$3,515	223	5	6	
CT4 AWD	C	2.7	4	AS10	Z	11.3	8.1	9.9	\$3,663	231	5	5	
CT4-V	C	2.7	4	AS10	Z	11.8	8.2	10.2	\$3,774	236	5	5	
CT4-V	C	3.6	6	AS10	Z	15.0	9.7	12.6	\$4,662	297	4	4	
CT4-V	C	3.6	6	M6	Z	15.2	10.2	12.9	\$4,773	303	4	4	
CT4-V AWD	C	2.7	4	AS10	Z	12.0	8.4	10.4	\$3,848	244	5	5	
CT5	M	2.0	4	AS10	Z	10.4	7.3	9.0	\$3,330	212	5	6	
CT5	M	3.0	6	AS10	Z	12.3	8.4	10.6	\$3,922	249	5	4	
CT5 AWD	M	2.0	4	AS10	Z	11.0	7.8	9.6	\$3,552	224	5	6	
CT5 AWD	M	3.0	6	AS10	Z	13.1	9.0	11.2	\$4,144	264	4	4	
CT5-V	M	3.0	6	AS10	Z	13.1	8.7	11.1	\$4,107	261	4	4	
CT5-V	M	6.2	8	AS10	Z	18.5	11.5	15.3	\$5,661	360	2	2	
CT5-V	M	6.2	8	M6	Z	18.7	11.6	15.5	\$5,735	365	2	2	
CT5-V AWD	M	3.0	6	AS10	Z	13.8	9.0	11.7	\$4,329	275	4	4	
Chevrolet													
Corvette	T	6.2	8	AS8	Z	15.0	9.4	12.5	\$4,625	294	4	4	
Corvette E-Ray	T	6.2	8	AS8	Z	15.2	9.7	12.7	\$4,699	298	4	2	
Corvette Z06	T	5.5	8	AS8	Z	20.0	11.7	16.3	\$6,031	382	2	2	
Corvette Z06 Carbon Aero	T	5.5	8	AS8	Z	20.0	12.6	16.7	\$6,179	392	2	2	
Malibu	M	1.5	4	AV	X	8.5	6.8	7.7	\$2,387	180	6	6	
Trax	WS	1.2	3	A6	X	8.5	7.6	8.1	\$2,511	190	6	6	
Ferrari													
12Cilindri	T	6.5	12	AM8	Z	19.6	12.7	16.5	\$6,105	385	2	5	
12Cilindri Spider	T	6.5	12	AM8	Z	19.6	13.5	16.8	\$6,216	393	2	5	
Daytona SP3	T	6.5	12	AM7	Z	19.9	14.8	17.6	\$6,512	410	1	2	
Roma Spider	I	3.9	8	AM8	Z	13.9	10.5	12.4	\$4,588	290	4	5	
Ford													
Mustang	S	2.3	4	A10	X	10.8	7.1	9.2	\$2,852	215	5	6	
Mustang	S	5.0	8	AS10	X	15.7	10.4	13.3	\$4,123	313	4	4	
Mustang	S	5.0	8	M6	X	16.1	10.8	13.7	\$4,247	322	3	4	
Mustang Dark Horse	S	5.0	8	AS10	X	16.5	11.0	14.0	\$4,340	327	3	4	
Mustang Dark Horse	S	5.0	8	M6	X	17.2	11.0	14.4	\$4,464	337	3	4	
Mustang GTD	S	5.2	8	AM8	Z	23.5	13.9	19.2	\$7,104	451	1	4	
Genesis													
G70 AWD	C	2.5	4	AS8	Z	11.7	8.4	10.2	\$3,774	239	5	5	
G70 AWD	C	3.3	6	AS8	Z	14.3	10.7	12.7	\$4,699	298	4	4	


A	 CARS												
	MAKE MODEL	CLASS	ENGINE SIZE (L)	CYLINDERS	TRANSMISSION	FUEL TYPE	CONSUMPTION (L/100 km)			\$ PER YEAR	CO ₂ EMISSIONS (g/km)	CO ₂ RATING	SMOG RATING
							CITY	HIGHWAY	COMBINED				
	G80 AWD	L	2.5	4	AS8	Z	11.6	8.1	10.0	\$3,700	235	5	6
	G80 AWD	L	3.5	6	AS8	Z	15.6	10.2	13.1	\$4,847	308	4	5
	G90	L	3.5	6	AS8	Z	13.6	9.6	11.8	\$4,366	274	4	4
	Honda												
	Accord	L	1.5	4	AV	X	8.1	6.4	7.3	\$2,263	171	6	6
	Accord Hybrid Sport/Touring	M	2.0	4	AV	X	5.0	5.7	5.3	\$1,643	124	8	6
	Civic Hatchback	L	2.0	4	AV	X	7.7	6.1	7.0	\$2,170	164	7	6
	Civic Hatchback Hybrid	L	2.0	4	AV	X	4.8	5.4	5.0	\$1,550	119	8	6
	Civic Sedan	M	2.0	4	AV	X	7.4	5.8	6.7	\$2,077	156	7	6
	Civic Sedan	M	2.0	4	AV7	X	7.6	6.0	6.9	\$2,139	161	7	6
	Civic Sedan Hybrid	M	2.0	4	AV	X	4.7	5.1	4.9	\$1,519	114	8	6
	Civic Sedan Si	M	1.5	4	M6	Z	8.7	6.4	7.7	\$2,849	180	6	5
	Civic Type R	L	2.0	4	M6	Z	10.8	8.3	9.7	\$3,589	224	5	5
	HR-V	WS	2.0	4	AV	X	9.1	7.4	8.3	\$2,573	194	6	6
	HR-V AWD	WS	2.0	4	AV	X	9.4	7.8	8.7	\$2,697	203	5	6
	Hyundai												
	Elantra	M	1.6	4	AM7	X	8.3	6.8	7.6	\$2,356	179	6	4
	Elantra	M	2.0	4	AV1	X	7.7	5.9	6.9	\$2,139	160	7	6
	Elantra (Stop/Start)	M	2.0	4	AV1	X	7.3	5.7	6.5	\$2,015	153	7	6
	Elantra Hybrid	M	1.6	4	AM6	X	4.8	4.5	4.7	\$1,457	110	8	6
	Elantra N	M	2.0	4	AM8	Z	11.8	8.6	10.4	\$3,848	244	5	2
	Elantra N	M	2.0	4	M6	Z	11.0	8.1	9.7	\$3,589	227	5	2
	Sonata	L	2.5	4	AM8	X	10.1	7.3	8.8	\$2,728	207	5	4
	Sonata	L	2.5	4	AS8	X	9.6	6.5	8.2	\$2,542	193	6	6
	Sonata AWD	L	2.5	4	AS8	X	9.9	7.0	8.6	\$2,666	203	5	6
	Sonata Hybrid	L	2.0	4	AM6	X	5.3	4.6	5.0	\$1,550	117	8	6
	Kia												
	K4	M	1.6	4	AS8	X	9.2	6.6	8.0	\$2,480	188	6	6
	K4	M	2.0	4	AV1	X	8.4	6.0	7.3	\$2,263	172	6	6
	K4 (Without DMS)	M	2.0	4	AV1	X	7.9	5.8	7.0	\$2,170	164	7	6
	Soul	WS	2.0	4	AV	X	8.5	7.0	7.9	\$2,449	187	6	6
	Lexus												
	ES 250 AWD	M	2.5	4	AS8	X	9.6	7.0	8.4	\$2,604	198	6	5
	ES 300h	M	2.5	4	AV6	X	5.5	5.2	5.3	\$1,643	124	8	6
	ES 350	M	3.5	6	AS8	X	10.7	7.3	9.2	\$2,852	214	5	4
	ES 350 F SPORT	M	3.5	6	AS8	X	10.9	7.5	9.4	\$2,914	219	5	4
	IS 300 AWD	C	3.5	6	AS6	Z	12.2	9.0	10.8	\$3,996	253	5	4


A		CARS												
		MAKE MODEL	CLASS	ENGINE SIZE (L)	CYLINDERS	TRANSMISSION	FUEL TYPE	CONSUMPTION (L/100 km)			\$ PER YEAR	CO ₂ EMISSIONS (g/km)	CO ₂ RATING	SMOG RATING
								CITY	HIGHWAY	COMBINED				
IS 350 AWD	C	3.5	6	AS6	Z	12.2	9.0	10.8	\$3,996	253	5	4		
IS 500	C	5.0	8	AS8	Z	14.1	9.3	11.9	\$4,403	280	4	4		
LC 500	S	5.0	8	AS10	Z	15.2	9.7	12.7	\$4,699	299	4	4		
LC 500 Convertible	I	5.0	8	AS10	Z	16.0	9.5	13.0	\$4,810	304	4	4		
LC 500h	S	3.5	6	AV10	Z	9.0	7.1	8.1	\$2,997	189	6	6		
LS 500 AWD	M	3.4	6	AS10	Z	13.8	8.7	11.2	\$4,144	271	4	4		
LS 500h AWD	M	3.5	6	AV10	Z	10.1	8.1	9.2	\$3,404	217	5	6		
RC 300 AWD	S	3.5	6	AS6	Z	12.2	9.0	10.8	\$3,996	253	5	4		
RC 350 AWD	S	3.5	6	AS6	Z	12.2	9.0	10.8	\$3,996	253	5	4		
RC F	S	5.0	8	AS8	Z	14.4	9.6	12.2	\$4,514	285	4	4		
UX 300h AWD	C	2.0	4	AV	X	5.3	5.9	5.6	\$1,736	130	7	6		
UX 300h AWD	C	2.0	4	AV6	X	5.3	5.9	5.6	\$1,736	130	7	6		
Mazda														
Mazda3 4-Door	C	2.5	4	AS6	X	8.4	6.3	7.5	\$2,325	175	6	6		
Mazda3 4-Door 4WD	C	2.5	4	AS6	X	8.9	6.6	7.9	\$2,449	185	6	6		
Mazda3 4-Door Turbo 4WD	C	2.5	4	AS6	X	10.1	7.3	8.8	\$2,728	207	5	4		
Mazda3 5-Door	M	2.5	4	AS6	X	8.5	6.5	7.6	\$2,356	178	6	6		
Mazda3 5-Door (SIL)	M	2.5	4	M6	X	9.0	6.4	7.8	\$2,418	184	6	6		
Mazda3 5-Door 4WD	M	2.5	4	AS6	X	9.0	7.1	8.1	\$2,511	191	6	6		
Mazda3 5-Door Turbo 4WD	M	2.5	4	AS6	X	10.1	7.5	8.9	\$2,759	209	5	4		
MX-5	T	2.0	4	AS6	Z	9.0	6.7	8.0	\$2,960	187	6	2		
MX-5 (SIL)	T	2.0	4	M6	Z	9.0	7.0	8.1	\$2,997	189	6	2		
Mercedes-Benz														
AMG C 43 4MATIC Sedan	C	2.0	4	A9	Z	12.5	8.8	10.8	\$3,996	252	5	4		
AMG CLA 35 4MATIC Coupe	C	2.0	4	AM8	Z	10.8	8.0	9.6	\$3,552	225	5	5		
AMG CLA 45 S 4MATIC Coupe	C	2.0	4	AM8	Z	11.7	8.4	10.2	\$3,774	236	5	2		
AMG CLE 53 4MATIC+ Cabriolet	S	3.0	6	A9	Z	12.1	9.2	10.8	\$3,996	253	5	6		
AMG CLE 53 4MATIC+ Coupe	S	3.0	6	A9	Z	11.7	8.7	10.4	\$3,848	243	5	6		
AMG GLA 35 4MATIC Coupe	WS	2.0	4	AM8	Z	10.9	8.4	9.8	\$3,626	230	5	5		
AMG GLB 35 4MATIC Coupe	WS	2.0	4	AM8	Z	11.5	8.9	10.3	\$3,811	242	5	5		
AMG GLC 43 4MATIC+ SUV	WS	2.0	4	A9	Z	12.6	9.4	11.2	\$4,144	263	4	4		
AMG GLC 43 4MATIC Coupe	WS	2.0	4	A9	Z	12.7	9.8	11.4	\$4,218	269	4	4		
AMG GT 53 4MATIC+	C	3.0	6	A9	Z	12.3	10.0	11.3	\$4,181	263	4	5		
AMG GT 55 4MATIC+ Coupe	S	4.0	8	A9	Z	19.7	12.6	16.5	\$6,105	387	2	4		
AMG GT 63 4MATIC+ Coupe	S	4.0	8	A9	Z	19.7	12.6	16.5	\$6,105	387	2	4		
AMG SL 43 4MATIC Roadster	I	2.0	4	A9	Z	12.2	8.8	10.7	\$3,959	249	5	4		
AMG SL 55 4MATIC+ Roadster	I	4.0	8	A9	Z	18.2	11.3	15.1	\$5,587	347	3	4		


A	 CARS												
	MAKE MODEL	CLASS	ENGINE SIZE (L)	CYLINDERS	TRANSMISSION	FUEL TYPE	CONSUMPTION (L/100 km)			\$ PER YEAR	CO ₂ EMISSIONS (g/km)	CO ₂ RATING	SMOG RATING
							CITY	HIGHWAY	COMBINED				
AMG SL 63 4MATIC+ Roadster	I	4.0	8	A9	Z	18.2	11.3	15.1	\$5,587	347	3	4	
C 300 4MATIC Sedan	C	2.0	4	A9	Z	10.0	7.1	8.7	\$3,219	204	5	7	
CLA 250 4MATIC Coupe	C	2.0	4	AM8	Z	9.3	6.9	8.2	\$3,034	193	6	6	
CLE 300 4MATIC Cabriolet	S	2.0	4	A9	Z	10.4	7.4	9.1	\$3,367	211	5	7	
CLE 300 4MATIC Coupe	S	2.0	4	A9	Z	9.8	7.1	8.6	\$3,182	201	6	7	
CLE 450 4MATIC Cabriolet	S	3.0	6	A9	Z	10.2	7.4	8.9	\$3,293	210	5	6	
CLE 450 4MATIC Coupe	S	3.0	6	A9	Z	10.4	7.1	9.0	\$3,330	211	5	6	
E 350 4MATIC Sedan	M	2.0	4	A9	Z	10.0	7.2	8.7	\$3,219	203	5	7	
E 450 4MATIC Sedan	M	3.0	6	A9	Z	10.8	7.7	9.4	\$3,478	221	5	6	
Maybach S 580 4MATIC Sedan	L	4.0	8	A9	Z	14.6	8.8	12.0	\$4,440	280	4	4	
Maybach S 680 4MATIC Sedan	L	6.0	12	A9	Z	19.8	11.6	16.1	\$5,957	375	2	2	
S 500 4MATIC Sedan	L	3.0	6	A9	Z	11.2	7.7	9.6	\$3,552	226	5	6	
S 580 4MATIC Sedan	L	4.0	8	A9	Z	14.1	9.4	12.0	\$4,440	278	4	4	
MINI													
Cooper 3 Door	S	2.0	4	AM7	Z	8.5	6.0	7.4	\$2,738	171	6	6	
Cooper 5 Door	C	2.0	4	AM7	Z	8.5	6.0	7.4	\$2,738	171	6	6	
Cooper Convertible	I	2.0	4	AM7	Z	8.8	6.4	7.7	\$2,849	179	6	6	
Cooper S 3 Door	S	2.0	4	AM7	Z	8.5	6.1	7.4	\$2,738	171	6	6	
Cooper S 5 Door	C	2.0	4	AM7	Z	8.4	6.1	7.3	\$2,701	170	6	6	
Cooper S Convertible	I	2.0	4	AM7	Z	8.9	6.6	7.9	\$2,923	181	6	6	
John Cooper Works 3 Door	S	2.0	4	AM7	Z	8.8	6.4	7.7	\$2,849	179	6	7	
John Cooper Works Convertible	I	2.0	4	AM7	Z	9.0	6.6	7.9	\$2,923	184	6	7	
Nissan													
Altima AWD	M	2.5	4	AV	X	9.3	6.9	8.2	\$2,542	193	6	6	
Altima AWD SR/Platinum	M	2.5	4	AV8	X	9.5	7.1	8.4	\$2,604	198	6	6	
Kicks Play	M	1.6	4	AV	X	7.7	6.6	7.2	\$2,232	169	6	6	
Sentra	M	2.0	4	AV	X	7.3	5.8	6.6	\$2,046	156	7	6	
Sentra SR	M	2.0	4	AV	X	7.4	6.1	6.9	\$2,139	161	7	6	
Sentra	M	2.0	4	M6	X	9.4	6.4	8.0	\$2,480	189	6	6	
Sentra SR	M	2.0	4	M6	X	9.5	6.7	8.2	\$2,542	194	6	6	
Versa	C	1.6	4	AV	X	7.5	5.9	6.8	\$2,108	159	7	6	
Versa	C	1.6	4	M5	X	8.6	6.7	7.7	\$2,387	181	6	6	
Z	T	3.0	6	AS9	Z	12.3	8.6	10.6	\$3,922	250	5	4	
Z	T	3.0	6	M6	Z	13.4	10.0	11.9	\$4,403	280	4	4	
Z NISMO	T	3.0	6	AS9	Z	14.1	9.9	12.2	\$4,514	287	4	4	
Porsche													
718 Boxster	T	2.0	4	AM7	Z	11.0	8.7	10.0	\$3,700	233	5	1	


A		CARS												
		MAKE MODEL	CLASS	ENGINE SIZE (L)	CYLINDERS	TRANSMISSION	FUEL TYPE	CONSUMPTION (L/100 km)			\$ PER YEAR	CO ₂ EMISSIONS (g/km)	CO ₂ RATING	SMOG RATING
								CITY	HIGHWAY	COMBINED				
718 Boxster	T	2.0	4	M6	Z	12.0	9.5	10.9	\$4,033	254	5	1		
718 Boxster S	T	2.5	4	AM7	Z	12.2	9.2	10.9	\$4,033	255	5	1		
718 Boxster S	T	2.5	4	M6	Z	12.5	9.6	11.2	\$4,144	263	4	1		
718 Boxster GTS	T	4.0	6	AM7	Z	12.3	9.8	11.1	\$4,107	260	4	4		
718 Boxster GTS	T	4.0	6	M6	Z	14.0	10.0	12.2	\$4,514	284	4	4		
718 Cayman	T	2.0	4	AM7	Z	11.0	8.7	10.0	\$3,700	233	5	1		
718 Cayman	T	2.0	4	M6	Z	12.0	9.5	10.9	\$4,033	254	5	1		
718 Cayman S	T	2.5	4	AM7	Z	12.2	9.2	10.9	\$4,033	255	5	1		
718 Cayman S	T	2.5	4	M6	Z	12.5	9.6	11.2	\$4,144	263	4	1		
718 Cayman GTS	T	4.0	6	AM7	Z	12.3	9.8	11.1	\$4,107	260	4	4		
718 Cayman GTS	T	4.0	6	M6	Z	14.0	10.0	12.2	\$4,514	284	4	4		
911 Carrera	I	3.0	6	AM8	Z	12.9	9.2	11.3	\$4,181	263	4	4		
911 Carrera Cabriolet	I	3.0	6	AM8	Z	13.0	9.4	11.4	\$4,218	264	4	4		
911 GT3 RS	T	4.0	6	AM7	Z	16.8	13.0	15.1	\$5,587	354	3	2		
911 Turbo	I	3.7	6	AM8	Z	16.5	11.4	14.2	\$5,254	332	3	4		
911 Turbo Cabriolet	I	3.7	6	AM8	Z	16.9	11.5	14.5	\$5,365	339	3	4		
911 Turbo S	I	3.7	6	AM8	Z	16.6	11.8	14.4	\$5,328	332	3	4		
911 Turbo S Cabriolet	I	3.7	6	AM8	Z	16.7	11.8	14.5	\$5,365	336	3	4		
Panamera	L	2.9	6	AM8	Z	13.1	9.4	11.4	\$4,218	268	4	4		
Panamera 4	L	2.9	6	AM8	Z	13.1	9.4	11.4	\$4,218	264	4	4		
Panamera GTS	L	4.0	8	AM8	Z	14.7	9.8	12.5	\$4,625	295	4	4		
Rolls-Royce														
Ghost	L	6.7	12	AS8	Z	19.7	12.4	16.4	\$6,068	379	2	2		
Black Badge Ghost	L	6.7	12	AS8	Z	19.7	12.4	16.4	\$6,068	379	2	2		
Ghost Extended	L	6.7	12	AS8	Z	19.7	12.4	16.4	\$6,068	379	2	2		
Phantom	L	6.7	12	AS8	Z	19.7	12.4	16.4	\$6,068	379	2	2		
Phantom Extended	L	6.7	12	AS8	Z	19.7	12.4	16.4	\$6,068	379	2	2		
Subaru														
BRZ	I	2.4	4	AS6	Z	11.1	7.8	9.6	\$3,552	225	5	2		
BRZ	I	2.4	4	M6	Z	12.0	8.8	10.5	\$3,885	247	5	2		
Impreza AWD	WS	2.0	4	AV8	X	8.8	6.9	8.0	\$2,480	185	6	6		
Impreza AWD	WS	2.5	4	AV8	X	9.0	7.2	8.2	\$2,542	191	6	6		
WRX AWD	M	2.4	4	AV8	Z	12.7	9.4	11.2	\$4,144	262	4	2		
WRX AWD	M	2.4	4	M6	Z	12.4	9.0	10.9	\$4,033	255	5	2		
Toyota														
Camry	M	2.5	4	AV	X	4.9	4.9	4.9	\$1,519	114	8	6		
Camry AWD SE/XLE	M	2.5	4	AV	X	5.1	5.1	5.1	\$1,581	117	8	6		


A	 CARS												
	MAKE MODEL	CLASS	ENGINE SIZE (L)	CYLINDERS	TRANSMISSION	FUEL TYPE	CONSUMPTION (L/100 km)			\$ PER YEAR	CO ₂ EMISSIONS (g/km)	CO ₂ RATING	SMOG RATING
							CITY	HIGHWAY	COMBINED				
Camry AWD XSE	M	2.5	4	AV	X	5.3	5.5	5.3	\$1,643	124	8	6	
Corolla (1-mode)	C	2.0	4	AV	X	7.4	5.7	6.7	\$2,077	158	7	6	
Corolla (3-mode)	C	2.0	4	AV10	X	7.6	5.9	6.8	\$2,108	160	7	6	
Corolla Hatchback	C	2.0	4	AV10	X	7.5	5.9	6.8	\$2,108	159	7	6	
Corolla Hybrid	C	1.8	4	AV	X	4.4	5.1	4.7	\$1,457	110	8	6	
Corolla Hybrid AWD (2-mode)	C	1.8	4	AV	X	4.6	5.3	4.9	\$1,519	115	8	6	
Corolla Hybrid AWD (3-mode)	C	1.8	4	AV	X	5.0	5.7	5.3	\$1,643	124	8	6	
Crown AWD	M	2.4	4	AS6	X	8.1	7.3	7.8	\$2,418	182	6	6	
Crown AWD	M	2.5	4	AV	X	5.6	5.7	5.7	\$1,767	133	7	6	
Crown Signia AWD	WS	2.5	4	AV	X	6.0	6.3	6.2	\$1,922	143	7	6	
GR Corolla	S	1.6	3	AS8	Z	12.1	8.6	10.5	\$3,885	245	5	4	
GR Corolla	S	1.6	3	M6	Z	11.1	8.3	9.8	\$3,626	229	5	4	
GR Supra 3.0	T	3.0	6	AS8	Z	10.2	7.7	9.1	\$3,367	212	5	4	
GR Supra 3.0	T	3.0	6	M6	Z	12.7	8.8	10.9	\$4,033	255	5	4	
GR86	I	2.4	4	AS6	Z	11.2	7.8	9.7	\$3,589	227	5	2	
GR86	I	2.4	4	M6	Z	12.0	8.9	10.6	\$3,922	250	5	2	
Prius AWD	M	2.0	4	AV	X	4.8	4.7	4.8	\$1,488	111	8	6	
Volkswagen													
Golf GTI	C	2.0	4	AM7	X	9.9	7.4	8.8	\$2,728	205	5	4	
Golf R	C	2.0	4	AM7	Z	10.5	7.7	9.3	\$3,441	217	5	4	
Jetta	C	1.5	4	AS8	X	8.4	6.1	7.4	\$2,294	174	6	6	
Jetta GLI	C	2.0	4	AM7	X	9.5	6.7	8.2	\$2,542	194	6	6	
Jetta GLI	C	2.0	4	M6	X	9.1	6.5	8.0	\$2,480	187	6	6	
Volvo													
S60 B5 AWD	C	2.0	4	AS8	Z	9.3	7.0	8.3	\$3,071	194	6	4	
S90 B6 AWD	M	2.0	4	AS8	Z	10.6	7.6	9.2	\$3,404	216	5	6	
V60 CC B5 AWD	WS	2.0	4	AS8	Z	9.7	7.5	8.7	\$3,219	205	5	4	
V90 CC B6 AWD	WM	2.0	4	AS8	Z	10.7	8.1	9.5	\$3,515	223	5	6	


B	 VANS												
	MAKE MODEL	CLASS	ENGINE SIZE (L)	CYLINDERS	TRANSMISSION	FUEL TYPE	CONSUMPTION (L/100 km)			\$ PER YEAR	CO ₂ EMISSIONS (g/km)	CO ₂ RATING	SMOG RATING
							CITY	HIGHWAY	COMBINED				
Chrysler													
Grand Caravan	V	3.6	6	A9	X	12.4	8.4	10.6	\$3,286	249	5	6	
Pacifica	V	3.6	6	A9	X	12.4	8.4	10.6	\$3,286	249	5	6	
Pacifica AWD	V	3.6	6	A9	X	14.1	9.4	12.0	\$3,720	279	4	6	
Honda													
Odyssey	V	3.5	6	AS10	X	12.2	8.5	10.6	\$3,286	248	5	4	
Kia													
Carnival	V	3.5	6	AS8	X	12.9	8.8	11.1	\$3,441	260	4	5	
Carnival Hybrid	V	1.6	4	AM6	X	6.9	7.6	7.2	\$2,232	170	6	6	
Toyota													
Sienna	V	2.5	4	AV	X	6.6	6.5	6.6	\$2,046	153	7	6	
Sienna AWD	V	2.5	4	AV	X	6.8	6.7	6.8	\$2,108	158	7	6	

C	 PICKUP TRUCKS												
	MAKE MODEL	CLASS	ENGINE SIZE (L)	CYLINDERS	TRANSMISSION	FUEL TYPE	CONSUMPTION (L/100 km)			\$ PER YEAR	CO ₂ EMISSIONS (g/km)	CO ₂ RATING	SMOG RATING
							CITY	HIGHWAY	COMBINED				
Chevrolet													
Colorado	PL	2.7	4	A8	X	12.4	10.3	11.5	\$3,565	291	4	6	
Colorado 4WD	PL	2.7	4	A8	X	13.6	11.0	12.4	\$3,844	303	4	6	
Colorado 4WD Mud Terrain Tire	PL	2.7	4	A8	X	14.0	11.9	13.1	\$4,061	307	4	6	
Colorado ZR2 4WD	PL	2.7	4	A8	X	14.1	13.8	14.0	\$4,340	328	3	6	
Colorado ZR2 Bison 4WD	PL	2.7	4	A8	X	14.8	15.1	14.9	\$4,619	350	3	6	
Silverado	PL	2.7	4	A8	X	13.4	11.2	12.5	\$3,875	292	4	6	
Silverado	PL	3.0	6	A10	D	10.0	8.3	9.3	\$2,790	249	5	4	
Silverado	PL	5.3	8	A10	X	14.8	11.2	13.2	\$4,092	309	4	6	
Silverado 4WD	PL	2.7	4	A8	X	13.7	12.0	12.9	\$3,999	303	4	6	
Silverado 4WD Mud Terrain Tire	PL	2.7	4	A8	X	14.7	13.8	14.3	\$4,433	335	3	6	
Silverado 4WD	PL	3.0	6	A10	D	10.7	9.3	10.1	\$3,030	270	4	4	
Silverado 4WD (With Sport Mode)	PL	3.0	6	A10	D	10.6	9.0	9.9	\$2,970	266	4	4	

C	 PICKUP TRUCKS												
	MAKE MODEL	CLASS	ENGINE SIZE (L)	CYLINDERS	TRANSMISSION	FUEL TYPE	CONSUMPTION (L/100 km)			\$ PER YEAR	CO ₂ EMISSIONS (g/km)	CO ₂ RATING	SMOG RATING
							CITY	HIGHWAY	COMBINED				
Silverado 4WD Mud Terrain Tire	PL	3.0	6	A10	D	11.1	10.0	10.6	\$3,180	285	4	4	
Silverado 4WD	PL	5.3	8	A10	X	15.2	12.4	13.9	\$4,309	326	3	6	
Silverado 4WD FFV	PL	5.3	8	A10	X	15.2	12.2	13.9	\$4,309	326	3	4	
	PL	5.3	8	A10	E	21.3	16.6	19.2		318	3	4	
Silverado 4WD Mud Terrain Tire	PL	5.3	8	A10	X	15.6	13.1	14.5	\$4,495	339	3	6	
Silverado 4WD	PL	6.2	8	A10	Z	15.8	12.0	14.1	\$5,217	331	3	5	
Silverado 4WD Mud Terrain Tire	PL	6.2	8	A10	Z	17.1	14.0	15.7	\$5,809	368	2	5	
Silverado 4WD ZR2	PL	3.0	6	A10	D	11.7	10.3	11.1	\$3,330	298	4	4	
Silverado 4WD ZR2	PL	6.2	8	A10	Z	17.1	14.1	15.7	\$5,809	370	2	5	
Ford													
F-150	PL	2.7	6	AS10	X	12.8	9.5	11.3	\$3,503	265	4	6	
F-150	PL	3.5	6	AS10	X	14.2	9.7	12.2	\$3,782	286	4	6	
F-150	PL	5.0	8	AS10	X	14.5	10.2	12.6	\$3,906	295	4	5	
F-150 4X4	PL	2.7	6	AS10	X	13.1	10.2	11.8	\$3,658	277	4	6	
F-150 4X4	PL	3.5	6	AS10	X	14.5	9.8	12.4	\$3,844	291	4	6	
F-150 4X4	PL	5.0	8	AS10	X	14.8	10.3	12.8	\$3,968	300	4	5	
F-150 Hybrid 4X4	PL	3.5	6	AS10	X	11.2	10.0	10.7	\$3,317	250	5	6	
F-150 Raptor 4X4	PL	3.5	6	AS10	X	16.6	13.1	15.0	\$4,650	353	3	6	
F-150 Raptor R 4X4	PL	5.2	8	AS10	Z	22.8	15.9	19.7	\$7,289	460	1	4	
F-150 Tremor 4X4	PL	3.5	6	AS10	X	14.3	11.2	12.9	\$3,999	303	4	6	
F-150 Tremor 4X4	PL	5.0	8	AS10	X	15.2	11.9	13.7	\$4,247	322	3	5	
Maverick AWD	PS	2.0	4	A8	X	10.6	7.8	9.4	\$2,914	219	5	6	
Maverick Lobo	PS	2.0	4	AS8	X	11.2	7.8	9.7	\$3,007	227	5	6	
Maverick Tremor AWD	PS	2.0	4	AS8	X	11.2	8.7	10.1	\$3,131	237	5	6	
Maverick Hybrid	PS	2.5	4	AV	X	5.6	6.7	6.2	\$1,922	145	7	7	
Ranger 4WD	PL	2.3	4	AS10	X	12.2	9.0	10.7	\$3,317	252	5	6	
Ranger 4WD	PL	2.7	6	AS10	X	12.7	10.1	11.5	\$3,565	270	4	5	
Ranger Raptor 4WD	PL	3.0	6	AS10	X	14.9	12.8	14.0	\$4,340	326	3	5	
GMC													
Canyon	PL	2.7	4	A8	X	12.4	10.3	11.5	\$3,565	291	4	6	
Canyon 4WD	PL	2.7	4	A8	X	13.6	11.0	12.4	\$3,844	303	4	6	
Canyon AT4X 4WD	PL	2.7	4	A8	X	14.1	13.8	14.0	\$4,340	328	3	6	
Canyon AT4X AEV 4WD	PL	2.7	4	A8	X	14.8	15.1	14.9	\$4,619	350	3	6	
Sierra	PL	2.7	4	A8	X	13.4	11.2	12.5	\$3,875	292	4	6	
Sierra	PL	3.0	6	A10	D	10.0	8.3	9.3	\$2,790	249	5	4	
Sierra	PL	5.3	8	A10	X	14.9	11.7	13.5	\$4,185	315	4	6	
Sierra 4WD	PL	2.7	4	A8	X	14.1	12.7	13.5	\$4,185	315	4	6	

C		PICKUP TRUCKS												
		MAKE MODEL	CLASS	ENGINE SIZE (L)	CYLINDERS	TRANSMISSION	FUEL TYPE	CONSUMPTION (L/100 km)			\$ PER YEAR	CO ₂ EMISSIONS (g/km)	CO ₂ RATING	SMOG RATING
								CITY	HIGHWAY	COMBINED				
Sierra 4WD (With Sport Mode)	PL	2.7	4	A8	X	14.2	12.9	13.6	\$4,216	320	3	6		
Sierra 4WD Mud Terrain Tire	PL	2.7	4	A8	X	14.7	13.8	14.3	\$4,433	335	3	6		
Sierra 4WD	PL	3.0	6	A10	D	10.6	9.0	9.9	\$2,970	266	4	4		
Sierra 4WD Mud Terrain Tire	PL	3.0	6	A10	D	11.1	10.0	10.6	\$3,180	285	4	4		
Sierra 4WD	PL	5.3	8	A10	X	15.4	12.6	14.2	\$4,402	332	3	6		
Sierra 4WD FFV	PL	5.3	8	A10	X	15.2	12.2	13.9	\$4,309	326	3	4		
	PL	5.3	8	A10	E	21.3	16.6	19.2		318	3	4		
Sierra 4WD Mud Terrain Tire	PL	5.3	8	A10	X	15.7	13.2	14.6	\$4,526	342	3	6		
Sierra 4WD	PL	6.2	8	A10	Z	16.0	12.1	14.3	\$5,291	335	3	5		
Sierra 4WD Mud Terrain Tire	PL	6.2	8	A10	Z	17.1	14.0	15.7	\$5,809	368	2	5		
Sierra 4WD AT4X	PL	3.0	6	A10	D	12.2	12.0	12.1	\$3,630	326	3	4		
Sierra 4WD AT4X	PL	6.2	8	A10	Z	17.1	14.7	16.0	\$5,920	377	2	5		
Honda														
Ridgeline AWD	PL	3.5	6	AS9	X	12.8	9.9	11.5	\$3,565	271	4	4		
Ridgeline AWD TrailSport	PL	3.5	6	AS9	X	12.8	10.2	11.6	\$3,596	273	4	4		
Jeep														
Gladiator 4X4	PL	3.6	6	A8	X	13.7	10.7	12.3	\$3,813	290	4	6		
Nissan														
Frontier	PL	3.8	6	AS9	X	13.4	9.5	11.6	\$3,596	274	4	5		
Frontier 4WD	PL	3.8	6	AS9	X	13.3	10.9	12.3	\$3,813	290	4	5		
Frontier 4WD PRO-4X	PL	3.8	6	AS9	X	14.0	11.1	12.7	\$3,937	299	4	5		
Ram														
1500	PL	3.0	6	A8	X	13.1	9.4	11.5	\$3,565	269	4	6		
1500 eTorque	PL	3.6	6	A8	X	11.9	9.4	10.8	\$3,348	253	5	6		
1500 4X4	PL	3.0	6	A8	X	14.0	9.8	12.1	\$3,751	284	4	6		
1500 4X4 eTorque	PL	3.6	6	A8	X	12.2	9.7	11.0	\$3,410	259	4	6		
1500 4X4 HO	PL	3.0	6	A8	Z	15.7	11.5	13.8	\$5,106	324	3	6		
1500 4X4 RHO	PL	3.0	6	A8	Z	16.7	14.9	15.9	\$5,883	374	2	6		
Toyota														
Tacoma 4WD (2-mode)	PS	2.4	4	AS8	X	12.5	9.6	11.2	\$3,472	264	4	6		
Tacoma 4WD (3-mode)	PS	2.4	4	AS8	X	12.4	10.2	11.4	\$3,534	269	4	6		
Tacoma 4WD	PS	2.4	4	M6	X	13.2	10.3	11.9	\$3,689	279	4	4		
Tacoma Hybrid 4WD	PL	2.4	4	AS8	X	10.5	9.9	10.3	\$3,193	239	5	6		
Tacoma Hybrid 4WD Limited	PL	2.4	4	AS8	X	10.5	9.7	10.1	\$3,131	236	5	6		
Tundra	PL	3.4	6	AS10	X	13.3	10.5	12.0	\$3,720	283	4	4		
Tundra 4WD (1-mode)	PL	3.4	6	AS10	X	13.7	10.8	12.4	\$3,844	291	4	4		
Tundra 4WD (3-mode)/TRD	PL	3.4	6	AS10	X	13.5	10.6	12.2	\$3,782	286	4	4		


C	 PICKUP TRUCKS												
	MAKE MODEL	CLASS	ENGINE SIZE (L)	CYLINDERS	TRANSMISSION	FUEL TYPE	CONSUMPTION (L/100 km)			\$ PER YEAR	CO ₂ EMISSIONS (g/km)	CO ₂ RATING	SMOG RATING
							CITY	HIGHWAY	COMBINED				
Tundra Hybrid 4WD	PL	3.4	6	AS10	X	12.7	10.5	11.7	\$3,627	274	4	4	
Tundra Hybrid 4WD TRD PRO	PL	3.4	6	AS10	X	12.9	11.6	12.3	\$3,813	287	4	4	

D	 SPORT UTILITY VEHICLES												
	MAKE MODEL	CLASS	ENGINE SIZE (L)	CYLINDERS	TRANSMISSION	FUEL TYPE	CONSUMPTION (L/100 km)			\$ PER YEAR	CO ₂ EMISSIONS (g/km)	CO ₂ RATING	SMOG RATING
							CITY	HIGHWAY	COMBINED				
Acura													
MDX SH-AWD	US	3.5	6	AS10	Z	12.6	9.4	11.2	\$4,144	263	4	4	
MDX SH-AWD Type S	UL	3.0	6	AS10	Z	13.8	11.2	12.4	\$4,588	291	4	4	
RDX SH-AWD	US	2.0	4	AS10	Z	11.0	8.6	9.9	\$3,663	232	5	5	
RDX SH-AWD A-SPEC	US	2.0	4	AS10	Z	11.3	9.1	10.3	\$3,811	241	5	5	
Alfa Romeo													
Stelvio AWD	US	2.0	4	A8	Z	10.8	8.3	9.6	\$3,552	226	5	4	
Tonale AWD	US	2.0	4	A9	X	11.3	8.1	9.9	\$3,069	231	5	6	
Aston Martin													
DBX707	UL	4.0	8	A9	Z	15.7	12.0	14.0	\$5,180	329	3	4	
Audi													
Q3 40 TFSI quattro	US	2.0	4	AS8	X	10.7	8.0	9.5	\$2,945	224	5	5	
Q3 45 TFSI quattro	US	2.0	4	AS8	X	11.7	8.3	10.2	\$3,162	240	5	6	
Q5 40 TFSI quattro	US	2.0	4	AM7	Z	10.1	8.0	9.2	\$3,404	215	5	4	
Q5 45 TFSI quattro	US	2.0	4	AM7	Z	10.6	8.4	9.6	\$3,552	226	5	4	
Q5 Sportback 45 TFSI quattro	US	2.0	4	AM7	Z	10.6	8.4	9.6	\$3,552	226	5	4	
Q7 45 TFSI quattro	UL	2.0	4	AS8	Z	12.0	9.2	10.7	\$3,959	252	5	4	
Q7 55 TFSI quattro	UL	3.0	6	AS8	Z	13.0	10.0	11.7	\$4,329	275	4	4	
RS Q8 performance	UL	4.0	8	AS8	Z	16.1	11.7	14.1	\$5,217	340	3	2	
SQ5 quattro	US	3.0	6	AS8	Z	12.6	9.8	11.4	\$4,218	266	4	4	
SQ5 Sportback quattro	US	3.0	6	AS8	Z	12.6	9.8	11.4	\$4,218	266	4	4	
SQ7 quattro	UL	4.0	8	AS8	Z	16.0	11.2	13.8	\$5,106	325	3	2	
SQ8 quattro	UL	4.0	8	AS8	Z	16.1	11.9	14.2	\$5,254	335	3	2	

D	SPORT UTILITY VEHICLES												
	MAKE MODEL	CLASS	ENGINE SIZE (L)	CYLINDERS	TRANSMISSION	FUEL TYPE	CONSUMPTION (L/100 km)			\$ PER YEAR	CO ₂ EMISSIONS (g/km)	CO ₂ RATING	SMOG RATING
							CITY	HIGHWAY	COMBINED				
Bentley													
Bentayga	UL	4.0	8	AS8	Z	17.1	11.4	14.6	\$5,402	343	3	2	
Bentayga EWB	UL	4.0	8	AS8	Z	17.1	11.4	14.6	\$5,402	343	3	2	
BMW													
ALPINA XB7	UL	4.4	8	AS8	Z	15.2	11.6	13.6	\$5,032	314	4	4	
X1 xDrive28i	US	2.0	4	AM7	Z	9.7	7.1	8.5	\$3,145	198	6	7	
X1 M35i	US	2.0	4	AM7	Z	10.1	7.6	9.0	\$3,330	208	5	5	
X2 xDrive28i	US	2.0	4	AM7	Z	9.7	7.1	8.5	\$3,145	198	6	7	
X2 M35i	US	2.0	4	AM7	Z	10.3	7.3	8.9	\$3,293	206	5	5	
X3 xDrive30i	US	2.0	4	AS8	Z	8.8	7.1	8.1	\$2,997	186	6	7	
X3 M50i xDrive	US	3.0	6	AS8	Z	9.3	7.7	8.6	\$3,182	199	6	6	
X4 xDrive30i	US	2.0	4	AS8	Z	11.1	8.6	9.9	\$3,663	231	5	6	
X4 M	US	3.0	6	AS8	Z	15.7	11.7	13.9	\$5,143	323	3	2	
X4 M Competition	US	3.0	6	AS8	Z	15.7	11.7	13.9	\$5,143	323	3	2	
X4 M40i xDrive	US	3.0	6	AS8	Z	10.9	9.0	10.0	\$3,700	234	5	4	
X5 xDrive40i	UL	3.0	6	AS8	Z	10.1	8.7	9.4	\$3,478	218	5	6	
X5 M Competition	UL	4.4	8	AS8	Z	18.2	12.9	15.8	\$5,846	366	2	4	
X5 M60i xDrive	UL	4.4	8	AS8	Z	13.8	10.5	12.3	\$4,551	285	4	4	
X6 xDrive40i	UL	3.0	6	AS8	Z	10.3	8.9	9.6	\$3,552	223	5	6	
X6 M Competition	UL	4.4	8	AS8	Z	18.2	12.9	15.8	\$5,846	366	2	4	
X6 M60i xDrive	UL	4.4	8	AS8	Z	13.8	10.5	12.3	\$4,551	285	4	4	
X7 xDrive40i	UL	3.0	6	AS8	Z	11.6	9.6	10.7	\$3,959	247	5	6	
X7 M60i xDrive	UL	4.4	8	AS8	Z	14.7	11.6	13.3	\$4,921	310	4	4	
Buick													
Enclave AWD	UL	2.5	4	A8	X	12.3	9.9	11.2	\$3,472	262	4	5	
Encore GX	US	1.3	3	AV	X	8.0	7.6	7.8	\$2,418	183	6	6	
Encore GX AWD	US	1.3	3	A9	X	9.1	8.4	8.8	\$2,728	207	5	6	
Envision AWD	US	2.0	4	AS9	X	10.8	8.3	9.7	\$3,007	229	5	6	
Cadillac													
Escalade 4WD	UL	6.2	8	A10	Z	16.6	13.0	15.0	\$5,550	352	3	5	
Escalade-V AWD	UL	6.2	8	AS10	Z	20.8	13.8	17.7	\$6,549	415	1	2	
XT4 AWD	US	2.0	4	AS9	Z	10.4	8.3	9.5	\$3,515	222	5	6	
XT5	US	2.0	4	AS9	Z	10.9	8.2	9.7	\$3,589	228	5	6	
XT5 AWD	US	2.0	4	AS9	Z	11.2	8.7	10.1	\$3,737	237	5	6	
XT5 AWD	US	3.6	6	AS9	X	12.9	9.2	11.2	\$3,472	264	4	5	
XT6 AWD	US	2.0	4	AS9	Z	11.2	9.0	10.2	\$3,774	239	5	6	
XT6 AWD	US	3.6	6	AS9	X	13.1	9.5	11.5	\$3,565	270	4	5	

D	SPORT UTILITY VEHICLES												
	MAKE MODEL	CLASS	ENGINE SIZE (L)	CYLINDERS	TRANSMISSION	FUEL TYPE	CONSUMPTION (L/100 km)			\$ PER YEAR	CO ₂ EMISSIONS (g/km)	CO ₂ RATING	SMOG RATING
							CITY	HIGHWAY	COMBINED				
Chevrolet													
Blazer AWD	US	2.0	4	A9	X	10.8	8.7	9.9	\$3,069	229	5	6	
Blazer AWD	US	3.6	6	A9	X	12.8	9.1	11.2	\$3,472	262	4	5	
Equinox	US	1.5	4	AV	X	9.2	8.3	8.8	\$2,728	206	5	6	
Equinox AWD	US	1.5	4	A8	X	10.0	8.2	9.2	\$2,852	216	5	6	
Suburban	UL	5.3	8	A10	X	15.7	12.0	14.0	\$4,340	329	3	6	
Suburban 4WD	UL	5.3	8	A10	X	17.1	12.6	15.1	\$4,681	353	3	6	
Suburban 4WD	UL	6.2	8	A10	Z	16.6	13.0	15.0	\$5,550	352	3	5	
Tahoe	UL	5.3	8	A10	X	15.7	12.0	14.0	\$4,340	329	3	6	
Tahoe 4WD	UL	5.3	8	A10	X	15.9	12.5	14.4	\$4,464	337	3	6	
Tahoe 4WD	UL	6.2	8	A10	Z	16.6	13.0	15.0	\$5,550	352	3	5	
Trailblazer	US	1.2	3	AV	X	7.8	7.7	7.8	\$2,418	183	6	6	
Trailblazer	US	1.2	3	AV	E	10.7	10.2	10.5		175	6	6	
Trailblazer	US	1.3	3	AV	X	8.1	7.2	7.7	\$2,387	181	6	6	
Trailblazer AWD	US	1.3	3	A9	X	9.1	8.1	8.7	\$2,697	204	5	6	
Traverse AWD	UL	2.5	4	A8	X	12.3	9.9	11.2	\$3,472	262	4	5	
Dodge													
Durango AWD	UL	3.6	6	A8	X	13.5	10.0	11.9	\$3,689	280	4	6	
Durango AWD	UL	5.7	8	A8	X	16.7	10.9	14.1	\$4,371	331	3	4	
Durango AWD SRT Hellcat	UL	6.2	8	A8	Z	20.5	13.8	17.4	\$6,438	410	1	1	
Hornet AWD	US	2.0	4	A9	X	11.3	8.1	9.9	\$3,069	231	5	6	
Ferrari													
Purosangue	UL	6.5	12	AM8	Z	22.0	15.3	19.0	\$7,030	442	1	5	
Ford													
Bronco 4WD	US	2.3	4	AS10	X	12.9	10.9	12.0	\$3,720	289	4	6	
Bronco 4WD	US	2.3	4	M7	X	12.9	11.0	12.1	\$3,751	291	4	6	
Bronco 4WD	US	2.7	6	AS10	X	13.7	13.1	13.4	\$4,154	314	4	5	
Bronco 4WD (With Sport Mode)	US	2.7	6	AS10	X	13.8	12.7	13.3	\$4,123	313	4	5	
Bronco Badlands 4WD	US	2.3	4	AS10	X	14.0	12.5	13.3	\$4,123	321	3	6	
Bronco Badlands 4WD	US	2.3	4	M7	X	13.9	12.9	13.5	\$4,185	326	3	6	
Bronco Outer Banks 4WD	UL	2.7	6	AS10	X	12.5	11.4	12.0	\$3,720	282	4	5	
Bronco Sasquatch 4WD	US	2.3	4	AS10	X	13.8	12.4	13.2	\$4,092	310	4	6	
Bronco Sasquatch 4WD	US	2.3	4	M7	X	13.8	12.4	13.2	\$4,092	310	4	6	
Bronco Sport 4WD	US	1.5	3	A8	X	9.3	7.9	8.7	\$2,697	203	5	6	
Bronco Sport 4WD	US	2.0	4	AS8	X	11.2	8.7	10.1	\$3,131	237	5	6	
Bronco Sport Sasquatch	US	1.5	3	A8	X	10.2	9.0	9.7	\$3,007	228	5	6	
Escape	US	1.5	3	A8	X	8.9	6.9	8.0	\$2,480	185	6	6	


D	SPORT UTILITY VEHICLES												
	MAKE MODEL	CLASS	ENGINE SIZE (L)	CYLINDERS	TRANSMISSION	FUEL TYPE	CONSUMPTION (L/100 km)			\$ PER YEAR	CO ₂ EMISSIONS (g/km)	CO ₂ RATING	SMOG RATING
							CITY	HIGHWAY	COMBINED				
Escape AWD													
Escape AWD	US	1.5	3	A8	X	9.2	7.4	8.4	\$2,604	196	6	6	
Escape AWD	US	2.0	4	A8	X	10.2	7.6	9.1	\$2,821	213	5	6	
Escape Hybrid													
Escape Hybrid	US	2.5	4	AV	X	5.6	6.5	6.0	\$1,860	140	7	7	
Escape Hybrid AWD	US	2.5	4	AV	X	5.6	6.5	6.0	\$1,860	140	7	7	
Expedition 4WD													
Expedition 4WD	UL	3.5	6	AS10	X	15.4	10.7	13.3	\$4,123	312	4	6	
Explorer AWD													
Explorer AWD	UL	2.3	4	A10	X	11.9	8.7	10.4	\$3,224	245	5	6	
Explorer AWD	UL	3.0	6	A10	X	13.0	9.3	11.3	\$3,503	266	4	5	
Explorer AWD	UL	3.0	6	AS10	X	13.3	9.6	11.6	\$3,596	273	4	5	
Genesis													
GV70 AWD													
GV70 AWD	US	2.5	4	AS8	Z	11.8	9.0	10.6	\$3,922	248	5	4	
GV70 AWD	US	3.5	6	AS8	Z	12.9	10.0	11.6	\$4,292	275	4	4	
GV80													
GV80	UL	3.5	6	AS8	Z	13.1	10.7	12.0	\$4,440	283	4	5	
GV80 AWD													
GV80 AWD	UL	2.5	4	AS8	Z	12.5	9.8	11.3	\$4,181	265	4	6	
GV80 AWD	UL	3.5	6	AS8	Z	14.4	10.6	12.7	\$4,699	298	4	5	
GMC													
Acadia AWD													
Acadia AWD	UL	2.5	4	A8	X	12.3	9.9	11.2	\$3,472	262	4	5	
Terrain													
Terrain	US	1.5	4	AV	X	9.2	8.3	8.8	\$2,728	206	5	6	
Terrain AWD	US	1.5	4	A8	X	10.0	8.4	9.3	\$2,883	219	5	6	
Yukon													
Yukon	UL	5.3	8	A10	X	15.7	12.0	14.0	\$4,340	329	3	6	
Yukon 4WD													
Yukon 4WD	UL	5.3	8	A10	X	15.9	12.5	14.4	\$4,464	337	3	6	
Yukon 4WD	UL	6.2	8	A10	Z	16.6	13.0	15.0	\$5,550	352	3	5	
Yukon XL													
Yukon XL	UL	5.3	8	A10	X	15.7	12.0	14.0	\$4,340	329	3	6	
Yukon XL 4WD													
Yukon XL 4WD	UL	5.3	8	A10	X	17.1	12.6	15.1	\$4,681	353	3	6	
Yukon XL 4WD	UL	6.2	8	A10	Z	16.6	13.0	15.0	\$5,550	352	3	5	
Honda													
CR-V													
CR-V	US	1.5	4	AV	X	8.4	7.1	7.8	\$2,418	181	6	6	
CR-V AWD	US	1.5	4	AV	X	9.1	7.6	8.4	\$2,604	197	6	5	
CR-V Hybrid AWD													
CR-V Hybrid AWD	US	2.0	4	AV	X	6.0	6.9	6.4	\$1,984	151	7	6	
Passport AWD													
Passport AWD	US	3.5	6	AS9	X	12.5	9.8	11.3	\$3,503	265	4	4	
Pilot AWD													
Pilot AWD	UL	3.5	6	AS10	X	12.4	9.3	11.0	\$3,410	258	4	6	
Pilot AWD Touring/Elite/Black	UL	3.5	6	AS10	X	12.7	9.4	11.2	\$3,472	262	4	6	
Pilot AWD TrailSport	UL	3.5	6	AS10	X	13.2	10.1	11.8	\$3,658	276	4	6	
Hyundai													
Kona													
Kona	US	2.0	4	AV1	X	8.4	6.7	7.6	\$2,356	179	6	6	
Kona (Stop/Start)	US	2.0	4	AV1	X	8.1	6.8	7.5	\$2,325	177	6	6	
Kona AWD													
Kona AWD	US	1.6	4	AS8	X	9.6	8.2	9.0	\$2,790	212	5	6	
Kona AWD	US	2.0	4	AV1	X	9.0	8.1	8.6	\$2,666	201	6	6	

D 	SPORT UTILITY VEHICLES												
	MAKE MODEL	CLASS	ENGINE SIZE (L)	CYLINDERS	TRANSMISSION	FUEL TYPE	CONSUMPTION (L/100 km)			\$ PER YEAR	CO ₂ EMISSIONS (g/km)	CO ₂ RATING	SMOG RATING
							CITY	HIGHWAY	COMBINED				
Kia													
Kona AWD (Stop/Start)	US	2.0	4	AV1	X	8.8	8.1	8.5	\$2,635	198	6	6	
Palisade AWD	US	3.8	6	AS8	X	12.2	9.7	11.1	\$3,441	261	4	5	
Santa Cruz AWD	US	2.5	4	AM8	X	12.4	8.5	10.7	\$3,317	251	5	6	
Santa Cruz AWD XRT	US	2.5	4	AM8	X	12.8	8.9	11.1	\$3,441	260	4	6	
Santa Fe AWD	US	2.5	4	AM8	X	12.1	8.8	10.6	\$3,286	249	5	6	
Santa Fe AWD XRT	US	2.5	4	AM8	X	12.2	9.1	10.8	\$3,348	254	5	6	
Santa Fe Hybrid AWD	US	1.6	4	AM6	X	6.8	6.9	6.9	\$2,139	161	7	6	
Tucson AWD	US	2.5	4	AS8	X	9.7	7.7	8.8	\$2,728	207	5	6	
Tucson Hybrid	US	1.6	4	AM6	X	6.7	6.7	6.7	\$2,077	157	7	6	
Venue	US	1.6	4	AV1	X	7.9	6.9	7.5	\$2,325	177	6	4	
Infiniti													
QX50 AWD	US	2.0	4	AV8	Z	10.8	8.3	9.7	\$3,589	228	5	5	
QX55 AWD	US	2.0	4	AV8	Z	10.4	8.3	9.4	\$3,478	222	5	5	
QX60 AWD	UL	2.0	4	AS9	Z	10.9	8.8	10.0	\$3,700	235	5	5	
QX80 4WD	UL	3.5	6	AS9	Z	15.1	12.2	13.8	\$5,106	324	3	5	
Jaguar													
F-Pace P250	US	2.0	4	AS8	Z	10.8	8.8	9.9	\$3,663	234	5	6	
F-Pace P400	US	3.0	6	AS8	Z	12.6	9.4	11.1	\$4,107	261	4	6	
F-Pace P550 SVR	US	5.0	8	AS8	Z	15.7	11.4	13.8	\$5,106	322	3	2	
Jeep													
Compass 4X4	US	2.0	4	A8	X	9.9	7.4	8.8	\$2,728	205	5	6	
Grand Cherokee 4X4	UL	3.6	6	A8	X	12.3	9.2	10.9	\$3,379	256	5	6	
Grand Cherokee L 4X4	UL	3.6	6	A8	X	13.0	9.4	11.3	\$3,503	266	4	6	
Grand Wagoneer 4X4 (High Output)	UL	3.0	6	A8	Z	16.3	11.8	14.3	\$5,291	334	3	6	
Grand Wagoneer L 4X4 (High Output)	UL	3.0	6	A8	Z	16.3	11.8	14.3	\$5,291	334	3	6	
Wagoneer 4X4	UL	3.0	6	A8	X	14.5	10.1	12.5	\$3,875	293	4	6	
Wagoneer L 4X4	UL	3.0	6	A8	X	14.5	10.4	12.7	\$3,937	297	4	6	
Wrangler JL 4X4	US	2.0	4	A8	X	11.6	10.2	11.0	\$3,410	258	4	6	
Wrangler JL 4X4	US	3.6	6	M6	X	13.9	10.2	12.2	\$3,782	287	4	6	
Wrangler JL Unlimited 4X4	US	2.0	4	A8	X	11.9	10.5	11.3	\$3,503	265	4	6	
Wrangler JL Unlimited 4X4	US	3.6	6	M6	X	14.3	10.5	12.6	\$3,906	296	4	6	
Kia													
Niro	US	1.6	4	AM6	X	4.5	5.2	4.8	\$1,488	112	8	6	
Niro FE	US	1.6	4	AM6	X	4.5	4.4	4.4	\$1,364	104	8	6	
Seltos	US	2.0	4	AV8	X	8.3	6.8	7.6	\$2,356	179	6	6	

D	SPORT UTILITY VEHICLES												
	MAKE MODEL	CLASS	ENGINE SIZE (L)	CYLINDERS	TRANSMISSION	FUEL TYPE	CONSUMPTION (L/100 km)			\$ PER YEAR	CO ₂ EMISSIONS (g/km)	CO ₂ RATING	SMOG RATING
							CITY	HIGHWAY	COMBINED				
Seltos AWD	US	1.6	4	AS8	X	9.7	8.6	9.2	\$2,852	217	5	6	
Seltos AWD	US	2.0	4	AV8	X	8.8	7.5	8.2	\$2,542	192	6	6	
Sorento AWD	US	2.5	4	AM8	X	11.5	8.7	10.3	\$3,193	241	5	6	
Sorento AWD	US	2.5	4	AS8	X	10.2	8.5	9.4	\$2,914	222	5	6	
Sorento Hybrid AWD	US	1.6	4	AS6	X	7.0	6.9	7.0	\$2,170	163	7	6	
Sportage	US	2.5	4	AS8	X	9.3	7.1	8.3	\$2,573	195	6	6	
Sportage AWD	US	2.5	4	AS8	X	10.1	8.7	9.4	\$2,914	222	5	6	
Sportage Hybrid AWD	US	1.6	4	AM6	X	6.1	6.3	6.2	\$1,922	145	7	6	
Telluride AWD	US	3.8	6	AS8	X	13.1	10.0	11.7	\$3,627	275	4	5	
Land Rover													
Defender 90 P300	UL	2.0	4	AS8	Z	13.1	11.4	12.3	\$4,551	289	4	6	
Defender 110 P300	UL	2.0	4	AS8	Z	13.2	11.9	12.6	\$4,662	294	4	6	
Discovery P300	UL	2.0	4	AS8	Z	12.2	9.8	11.1	\$4,107	262	4	6	
Discovery P360	UL	3.0	6	AS8	Z	13.6	10.3	12.1	\$4,477	284	4	6	
Discovery Sport P250	US	2.0	4	AS9	Z	12.7	10.0	11.5	\$4,255	271	4	6	
Range Rover P530	UL	4.4	8	AS8	Z	14.5	10.2	12.6	\$4,662	296	4	5	
Range Rover P530 LWB	UL	4.4	8	AS8	Z	15.2	10.8	13.2	\$4,884	311	4	5	
Range Rover SV P615	UL	4.4	8	AS8	Z	15.2	10.8	13.2	\$4,884	311	4	5	
Range Rover SV P615 LWB	UL	4.4	8	AS8	Z	15.2	10.8	13.2	\$4,884	311	4	5	
Range Rover Sport P530	UL	4.4	8	AS8	Z	14.5	10.2	12.6	\$4,662	296	4	5	
Range Rover Sport SV P635	UL	4.4	8	AS8	Z	15.0	10.8	13.1	\$4,847	309	4	5	
Range Rover Evoque P250	US	2.0	4	AS9	Z	11.9	8.8	10.5	\$3,885	247	5	6	
Range Rover Velar P250	US	2.0	4	AS8	Z	10.9	8.9	10.0	\$3,700	237	5	6	
Range Rover Velar P340	US	3.0	6	AS8	Z	12.1	9.0	10.7	\$3,959	253	5	6	
Range Rover Velar P400	US	3.0	6	AS8	Z	12.6	9.4	11.1	\$4,107	261	4	6	
Lexus													
GX 550	UL	3.4	6	AS10	Z	15.3	11.2	13.5	\$4,995	314	4	4	
LX 600	UL	3.4	6	AS10	Z	14.2	10.8	12.7	\$4,699	298	4	4	
LX 700h	UL	3.4	6	AS10	Z	12.5	10.7	11.7	\$4,329	272	4	4	
NX 250 AWD	US	2.5	4	AS8	X	9.4	7.4	8.4	\$2,604	198	6	5	
NX 350 AWD	US	2.4	4	AS8	Z	10.9	8.5	9.8	\$3,626	228	5	6	
NX 350 AWD F SPORT	US	2.4	4	AS8	Z	11.2	8.3	9.7	\$3,589	230	5	6	
NX 350h AWD	US	2.5	4	AV6	Z	5.7	6.4	6.0	\$2,220	140	7	6	
RX 350 AWD	US	2.4	4	AS8	Z	11.2	8.3	9.9	\$3,663	230	5	6	
RX 350h AWD	US	2.5	4	AV6	Z	6.3	6.8	6.5	\$2,405	151	7	6	
RX 500h AWD	US	2.4	4	AS6	Z	8.7	8.4	8.6	\$3,182	199	6	6	
TX 350 AWD	UL	2.4	4	AS8	Z	11.5	8.9	10.3	\$3,811	241	5	6	

D	SPORT UTILITY VEHICLES												
	MAKE MODEL	CLASS	ENGINE SIZE (L)	CYLINDERS	TRANSMISSION	FUEL TYPE	CONSUMPTION (L/100 km)			\$ PER YEAR	CO ₂ EMISSIONS (g/km)	CO ₂ RATING	SMOG RATING
							CITY	HIGHWAY	COMBINED				
	TX 500h AWD	UL	2.4	4	AV6	Z	8.7	8.4	8.6	\$3,182	200	6	6
	Lincoln												
	Aviator AWD	UL	3.0	6	AS10	X	13.8	9.5	11.9	\$3,689	278	4	5
	Corsair AWD	US	2.0	4	AS8	X	11.2	8.3	9.9	\$3,069	232	5	6
	Nautilus AWD	US	2.0	4	A8	X	11.2	8.1	9.8	\$3,038	231	5	6
	Nautilus Hybrid AWD	US	2.0	4	AV	X	7.9	7.6	7.7	\$2,387	180	6	6
	Navigator 4WD	UL	3.5	6	AS10	X	15.6	10.8	13.5	\$4,185	317	3	6
	Mazda												
	CX-30 4WD	US	2.5	4	AS6	X	9.0	7.1	8.2	\$2,542	192	6	6
	CX-30 Turbo 4WD	US	2.5	4	AS6	X	10.5	7.9	9.3	\$2,883	220	5	4
	CX-5 4WD	US	2.5	4	AS6	X	10.2	8.2	9.3	\$2,883	216	5	6
	CX-5 4WD (Cylinder Deactivation)	US	2.5	4	AS6	X	9.1	7.7	8.5	\$2,635	200	6	6
	CX-5 Turbo 4WD	US	2.5	4	AS6	X	10.8	8.7	9.8	\$3,038	230	5	4
	CX-50 4WD	US	2.5	4	AS6	X	9.7	8.0	8.9	\$2,759	209	5	6
	CX-50 Turbo 4WD	US	2.5	4	AS6	X	10.4	8.2	9.4	\$2,914	221	5	4
	CX-50 Hybrid 4WD	US	2.5	4	AV	X	6.1	6.4	6.2	\$1,922	145	7	6
	CX-70 4WD	UL	3.3	6	AS8	X	9.9	8.4	9.3	\$2,883	216	5	5
	CX-70 4WD (High Power)	UL	3.3	6	AS8	Z	10.3	8.5	9.5	\$3,515	222	5	5
	CX-90 4WD	UL	3.3	6	AS8	X	9.9	8.4	9.3	\$2,883	216	5	5
	CX-90 4WD (High Power)	UL	3.3	6	AS8	Z	10.3	8.5	9.5	\$3,515	222	5	5
	Mercedes-Benz												
	AMG G 63 SUV	UL	4.0	8	A9	Z	17.4	14.7	16.2	\$5,994	378	2	4
	AMG GLE 53 4MATIC+ SUV	UL	3.0	6	A9	Z	12.9	10.2	11.7	\$4,329	273	4	6
	AMG GLE 53 4MATIC+ Coupe	UL	3.0	6	A9	Z	13.2	10.7	12.1	\$4,477	282	4	6
	AMG GLE 63 S 4MATIC+ SUV	UL	4.0	8	A9	Z	17.2	12.8	15.2	\$5,624	355	3	4
	AMG GLE 63 S 4MATIC+ Coupe	UL	4.0	8	A9	Z	17.2	12.8	15.2	\$5,624	355	3	4
	AMG GLS 63 4MATIC+ SUV	UL	4.0	8	A9	Z	17.2	13.1	15.3	\$5,661	359	2	4
	G 550 SUV	UL	3.0	6	A9	Z	13.6	12.4	13.1	\$4,847	305	4	6
	GLA 250 4MATIC SUV	US	2.0	4	AM8	Z	9.4	7.1	8.4	\$3,108	196	6	6
	GLB 250 4MATIC SUV	US	2.0	4	AM8	Z	9.8	7.2	8.6	\$3,182	201	5	6
	GLC 300 4MATIC SUV	US	2.0	4	A9	Z	10.0	7.6	8.9	\$3,293	210	5	6
	GLC 300 4MATIC Coupe	US	2.0	4	A9	Z	10.1	7.7	9.0	\$3,330	210	5	6
	GLE 350 4MATIC SUV	UL	2.0	4	A9	Z	12.2	9.2	10.8	\$3,996	255	5	6
	GLE 450 4MATIC SUV	UL	3.0	6	A9	Z	12.5	9.6	11.2	\$4,144	264	4	6
	GLE 450 4MATIC Coupe	UL	3.0	6	A9	Z	12.5	9.6	11.2	\$4,144	264	4	6
	GLS 450 4MATIC SUV	UL	3.0	6	A9	Z	12.7	9.6	11.3	\$4,181	266	4	6
	GLS 580 4MATIC SUV	UL	4.0	8	A9	Z	16.6	12.1	14.6	\$5,402	340	3	4

D	SPORT UTILITY VEHICLES												
	MAKE MODEL	CLASS	ENGINE SIZE (L)	CYLINDERS	TRANSMISSION	FUEL TYPE	CONSUMPTION (L/100 km)			\$ PER YEAR	CO ₂ EMISSIONS (g/km)	CO ₂ RATING	SMOG RATING
							CITY	HIGHWAY	COMBINED				
	GLS 600 4MATIC Maybach SUV	UL	4.0	8	A9	Z	17.9	12.9	15.6	\$5,772	365	2	4
	MINI												
	Cooper S Countryman ALL4	US	2.0	4	AM7	Z	9.8	7.3	8.7	\$3,219	201	6	6
	John Cooper Works Countryman ALL4	US	2.0	4	AM7	Z	10.2	7.9	9.2	\$3,404	212	5	5
	Mitsubishi												
	Eclipse Cross 4WD	US	1.5	4	AV8	X	9.6	8.9	9.3	\$2,883	216	5	4
	Outlander 4WD	US	2.5	4	AV8	X	9.7	7.7	8.8	\$2,728	206	5	5
	RVR	US	2.0	4	AV6	X	9.7	7.8	8.9	\$2,759	207	5	4
	RVR 4WD	US	2.0	4	AV6	X	10.0	8.1	9.1	\$2,821	213	5	4
	RVR 4WD	US	2.4	4	AV6	X	10.3	8.3	9.4	\$2,914	218	5	4
	Nissan												
	Armada 4WD	UL	3.5	6	AS9	Z	14.7	12.4	13.7	\$5,069	323	3	5
	Armada 4WD PRO-4X	UL	3.5	6	AS9	Z	15.7	12.9	14.4	\$5,328	339	3	5
	Kicks	US	2.0	4	AV	X	8.1	6.6	7.4	\$2,294	175	6	6
	Kicks AWD	US	2.0	4	AV	X	8.4	6.9	7.7	\$2,387	182	6	6
	Murano AWD	US	2.0	4	AS9	X	10.6	8.6	9.7	\$3,007	229	5	5
	Pathfinder 4WD	US	3.5	6	AS9	X	11.7	9.3	10.6	\$3,286	248	5	4
	Pathfinder 4WD Rock Creek	UL	3.5	6	AS9	Z	11.9	10.0	11.1	\$4,107	260	4	4
	Rogue	US	1.5	3	AV8	X	7.8	6.5	7.2	\$2,232	169	6	5
	Rogue AWD	US	1.5	3	AV8	X	8.4	6.7	7.6	\$2,356	179	6	5
	Porsche												
	Cayenne	UL	3.0	6	AS8	Z	13.8	10.2	12.2	\$4,514	291	4	4
	Cayenne Coupe	UL	3.0	6	AS8	Z	13.8	10.2	12.2	\$4,514	291	4	4
	Cayenne S	UL	4.0	8	AS8	Z	15.3	11.2	13.5	\$4,995	324	3	4
	Cayenne S Coupe	UL	4.0	8	AS8	Z	15.7	11.0	13.6	\$5,032	324	3	4
	Cayenne Turbo GT Coupe	UL	4.0	8	AS8	Z	15.5	11.8	13.8	\$5,106	324	3	2
	Macan	US	2.0	4	AM7	Z	12.4	9.3	11.0	\$4,070	263	4	4
	Macan T	US	2.0	4	AM7	Z	12.2	9.6	11.0	\$4,070	259	4	4
	Macan S	US	2.9	6	AM7	Z	13.8	10.1	12.2	\$4,514	289	4	4
	Macan GTS	US	2.9	6	AM7	Z	13.5	10.7	12.2	\$4,514	290	4	4
	Rolls-Royce												
	Cullinan	UL	6.7	12	AS8	Z	19.7	12.4	16.4	\$6,068	379	2	2
	Black Badge Cullinan	UL	6.7	12	AS8	Z	19.7	12.4	16.4	\$6,068	379	2	2
	Subaru												
	Ascent AWD	UL	2.4	4	AV8	X	12.3	9.4	11.0	\$3,410	257	5	4
	Crosstrek AWD	US	2.0	4	AV8	X	8.8	7.0	8.0	\$2,480	188	6	6

D		SPORT UTILITY VEHICLES												
		MAKE MODEL	CLASS	ENGINE SIZE (L)	CYLINDERS	TRANSMISSION	FUEL TYPE	CONSUMPTION (L/100 km)			\$ PER YEAR	CO ₂ EMISSIONS (g/km)	CO ₂ RATING	SMOG RATING
								CITY	HIGHWAY	COMBINED				
Crosstrek AWD	US	2.5	4	AV8	X	8.9	7.2	8.1	\$2,511	190	6	6		
Crosstrek Wilderness AWD	US	2.5	4	AV8	X	9.4	8.1	8.8	\$2,728	206	5	6		
Forester AWD	US	2.5	4	AV8	X	9.1	7.2	8.3	\$2,573	194	6	6		
Forester Wilderness AWD	US	2.5	4	AV8	X	9.5	8.3	9.0	\$2,790	210	5	6		
Forester e-BOXER Hybrid AWD	US	2.5	4	AV6	X	6.8	7.0	6.9	\$2,139	161	7	7		
Outback AWD	US	2.4	4	AV8	X	10.6	8.1	9.5	\$2,945	221	5	5		
Outback AWD	US	2.5	4	AV8	X	9.2	7.3	8.3	\$2,573	195	6	6		
Outback Wilderness AWD	US	2.4	4	AV8	X	11.0	9.0	10.1	\$3,131	235	5	5		
Toyota														
4Runner 4WD (Part-Time 4WD)	UL	2.4	4	AS8	X	12.4	9.6	11.2	\$3,472	262	4	6		
4Runner 4WD Limited	UL	2.4	4	AS8	X	12.0	9.9	11.1	\$3,441	258	4	6		
4Runner Hybrid 4WD (Part-Time 4WD)	UL	2.4	4	AS8	X	10.3	9.5	9.9	\$3,069	232	5	6		
4Runner Hybrid 4WD Platinum	UL	2.4	4	AS8	X	10.5	9.7	10.1	\$3,131	236	5	6		
Corolla Cross	US	2.0	4	AV10	X	7.6	7.2	7.4	\$2,294	172	6	6		
Corolla Cross AWD	US	2.0	4	AV10	X	8.1	7.5	7.8	\$2,418	183	6	6		
Corolla Cross Hybrid AWD	US	2.0	4	AV6	X	5.2	6.2	5.6	\$1,736	130	7	6		
Grand Highlander AWD Limited	UL	2.4	4	AS8	X	11.6	9.0	10.7	\$3,317	249	5	6		
Grand Highlander AWD XLE	UL	2.4	4	AS8	X	11.2	8.6	10.0	\$3,100	236	5	6		
Grand Highlander Hybrid AWD	UL	2.5	4	AV6	X	6.6	7.4	7.0	\$2,170	161	7	6		
Grand Highlander Hybrid MAX AWD	UL	2.4	4	AV6	X	9.0	8.6	8.8	\$2,728	206	5	6		
Highlander AWD	US	2.4	4	AS8	X	11.0	8.4	9.9	\$3,069	231	5	6		
Highlander Hybrid AWD	UL	2.5	4	AV	X	6.7	6.8	6.7	\$2,077	158	7	6		
Highlander Hybrid AWD Limited/Platinum	UL	2.5	4	AV	X	6.6	6.8	6.7	\$2,077	156	7	6		
Land Cruiser	UL	2.4	4	AS8	Z	10.7	9.5	10.1	\$3,737	236	5	5		
RAV4 AWD	US	2.5	4	AS8	X	9.5	7.2	8.5	\$2,635	198	6	5		
RAV4 AWD (Stop/Start)	US	2.5	4	AS8	X	8.8	7.1	8.0	\$2,480	187	6	5		
RAV4 AWD LE	US	2.5	4	AS8	X	8.7	6.9	7.9	\$2,449	184	6	5		
RAV4 Hybrid AWD	US	2.5	4	AV	X	5.8	6.3	6.0	\$1,860	140	7	6		
RAV4 Hybrid AWD Woodland Edition	US	2.5	4	AV	X	6.1	6.8	6.4	\$1,984	149	7	6		
Sequoia 4WD	UL	3.4	6	AS10	X	12.6	10.5	11.7	\$3,627	273	4	4		
Volkswagen														
Atlas 4MOTION Comfortline	US	2.0	4	AS8	X	12.7	9.2	11.1	\$3,441	262	4	4		
Atlas 4MOTION Highline/Execline	US	2.0	4	AS8	X	12.8	9.4	11.3	\$3,503	266	4	4		

D	SPORT UTILITY VEHICLES												
	MAKE MODEL	CLASS	ENGINE SIZE (L)	CYLINDERS	TRANSMISSION	FUEL TYPE	CONSUMPTION (L/100 km)			\$ PER YEAR	CO ₂ EMISSIONS (g/km)	CO ₂ RATING	SMOG RATING
							CITY	HIGHWAY	COMBINED				
Atlas 4MOTION Peak Edition													
	US	2.0	4	AS8	X	13.2	9.4	11.5	\$3,565	271	4	4	
Atlas Cross Sport 4MOTION													
	US	2.0	4	AS8	X	12.7	9.2	11.1	\$3,441	262	4	4	
Taos													
	US	1.5	4	AS8	X	8.3	6.4	7.4	\$2,294	174	6	7	
Taos 4MOTION													
	US	1.5	4	AS8	X	9.4	7.2	8.4	\$2,604	198	6	7	
Volvo													
XC40 B5 AWD													
	US	2.0	4	AS8	Z	10.1	7.8	9.1	\$3,367	213	5	4	
XC60 B5 AWD													
	US	2.0	4	AS8	Z	10.0	7.8	9.0	\$3,330	212	5	6	
XC90 B6 AWD													
	UL	2.0	4	AS8	Z	11.5	9.0	10.4	\$3,848	244	5	6	



Plug-in hybrid electric vehicles



Plug-in hybrid electric vehicles (PHEVs) are hybrids with high-capacity batteries that can be recharged by plugging them in. PHEVs do not have to be plugged in, but will be more fuel-efficient and have a longer driving range if they are. When operating in electric-only mode, PHEVs produce no tailpipe emissions.



Two types of PHEVs



In **series PHEVs**, an internal combustion engine generates electricity only. An electric motor drives the vehicle. Series PHEVs can run in electric-only mode until the battery needs to be recharged. The engine will then generate the electricity needed to power the electric motor.

In **blended PHEVs**, an internal combustion engine and an electric motor are connected to the wheels, and both may drive the vehicle. The PHEV may operate using electricity only, using both electricity and gasoline at the same time, or using gasoline only.

E  		PLUG-IN HYBRID ELECTRIC VEHICLES												
MAKE MODEL	CLASS	MOTOR (kW)	ENGINE SIZE (L)	CYLINDERS	TRANSMISSION	FUEL TYPE	CONSUMPTION		RANGE (km)	\$ PER YEAR	CO ₂ EMISSIONS (g/km)	CO ₂ RATING	SMOG RATING	RECHARGE TIME (h)
							COMBINED L _e /100 km CITY / HIGHWAY / COMBINED L/100 km							
Alfa Romeo														
Tonale PHEV	US	89	1.3	4	A6	B/Z*	3.1 ([27.2 kWh + 0.0 L]/100 km)		53	\$1,578	75	9	5	4
						X	8.1 / 8.1 / 8.1		520					-
Audi														
Q5 55 TFSI e quattro	US	105	2.0	4	AM7	B/Z*	4.1 ([36.2 kWh + 0.0 L]/100 km)		39	\$2,279	93	8	6	3
						Z	9.4 / 8.7 / 9.1		595					-
Bentley														
Bentayga Hybrid	UL	100	3.0	6	AS8	B/Z*	5.6 ([49.4 kWh + 0.0 L]/100 km)		34	\$3,000	128	7	3	3
						Z	12.3 / 10.1 / 11.3		668					-
Continental GT	S	140	4.0	8	AM8	B/Z*	5.1 ([45.4 kWh + 0.0 L]/100 km)		48	\$2,846	100	8	4	3
						Z	13.7 / 10.5 / 12.3		661					-
Continental GT Speed	S	140	4.0	8	AM8	B/Z*	5.1 ([45.4 kWh + 0.0 L]/100 km)		48	\$2,846	100	8	4	3
						Z	13.7 / 10.5 / 12.3		661					-
Continental GTC	I	140	4.0	8	AM8	B/Z*	5.1 ([45.4 kWh + 0.0 L]/100 km)		48	\$2,846	100	8	4	3
						Z	13.7 / 10.5 / 12.3		661					-
Continental GTC Speed	I	140	4.0	8	AM8	B/Z*	5.1 ([45.4 kWh + 0.0 L]/100 km)		48	\$2,846	100	8	4	3
						Z	13.7 / 10.5 / 12.3		661					-
Flying Spur	M	140	4.0	8	AM8	B/Z*	5.1 ([45.4 kWh + 0.0 L]/100 km)		48	\$2,846	100	8	4	3
						Z	13.7 / 10.5 / 12.3		661					-
Flying Spur Speed	M	140	4.0	8	AM8	B/Z*	5.1 ([45.4 kWh + 0.0 L]/100 km)		48	\$2,846	100	8	4	3
						Z	13.7 / 10.5 / 12.3		661					-
BMW														
550e xDrive Sedan	M	145	3.0	6	AS8	B/Z*	3.5 ([31.3 kWh + 0.0 L]/100 km)		55	\$2,038	84	9	6	4
						Z	10.1 / 9.0 / 9.6		628					-
750e xDrive Sedan	L	145	3.0	6	AS8	B/Z	3.6 ([31.1 kWh + 0.1 L]/100 km)		55	\$2,026	82	9	6	3
						Z	9.9 / 8.8 / 9.4		695					-
M5 Sedan	M	145	4.4	8	AS8	B/Z	4.7 ([36.4 kWh + 0.6 L]/100 km)		43	\$3,672	177	6	4	4
						Z	20.4 / 13.5 / 17.3		396					-
M5 Touring	WM	145	4.4	8	AS8	B/Z*	4.4 ([38.7 kWh + 0.0 L]/100 km)		40	\$3,753	189	6	4	4
						Z	20.6 / 13.7 / 17.5		388					-
X5 xDrive50e	UL	145	3.0	6	AS8	B/Z*	4.0 ([35.9 kWh + 0.0 L]/100 km)		63	\$2,162	81	9	6	5
						Z	10.9 / 10.2 / 10.6		650					-

E  		PLUG-IN HYBRID ELECTRIC VEHICLES												
MAKE MODEL	CLASS	MOTOR (kW)	ENGINE SIZE (L)	CYLINDERS	TRANSMISSION	FUEL TYPE	CONSUMPTION		RANGE (km)	\$ PER YEAR	CO ₂ EMISSIONS (g/km)	CO ₂ RATING	SMOG RATING	RECHARGE TIME (h)
							COMBINED L _e /100 km CITY / HIGHWAY / COMBINED L/100 km							
XM	UL	145	4.4	8	AS8	B/Z*	5.1 ([45.5 kWh + 0.0 L]/100 km)		50	\$3,536	152	7	6	5
						Z	19.9 / 13.9 / 17.2		431					-
XM Label	UL	145	4.4	8	AS8	B/Z*	5.1 ([45.5 kWh + 0.0 L]/100 km)		50	\$3,523	159	7	6	5
						Z	20.0 / 13.5 / 17.1		436					-
Chrysler														
Pacifica Hybrid	V	89	3.6	6	AV	B/X*	2.9 ([25.8 kWh + 0.0 L]/100 km)		51	\$1,529	74	9	6	2
						X	8.0 / 7.9 / 8.0		784					-
Dodge														
Hornet R/T PHEV	US	89	1.3	4	A6	B/X*	3.1 ([27.2 kWh + 0.0 L]/100 km)		53	\$1,578	75	9	5	4
						X	8.1 / 8.1 / 8.1		520					-
Ferrari														
296 GTB	T	137	2.9	6	AM8	B/Z*	5.0 ([45.0 kWh + 0.0 L]/100 km)		13	\$4,151	247	5	5	2.5
						Z	15.2 / 10.7 / 13.2		526					-
296 GTS	T	137	2.9	6	AM8	B/Z*	4.9 ([44.2 kWh + 0.0 L]/100 km)		13	\$4,213	251	5	5	2.5
						Z	15.3 / 11.0 / 13.4		494					-
SF90 Spider	T	137	3.9	8	AM8	B/Z*	5.4 ([47.6 kWh + 0.0 L]/100 km)		13	\$4,313	257	4	2	2.5
						Z	14.6 / 12.6 / 13.7		500					-
SF90 XX Spider	T	147	3.9	8	AM8	B/Z*	5.3 ([47.1 kWh + 0.0 L]/100 km)		13	\$4,337	258	4	4	2.5
						Z	15.2 / 12.2 / 13.9		497					-
SF90 XX Stradale	T	147	3.9	8	AM8	B/Z*	5.3 ([47.1 kWh + 0.0 L]/100 km)		13	\$4,337	258	4	4	2.5
						Z	15.2 / 12.2 / 13.9		497					-
Ford														
Escape Plug-in Hybrid	US	62	2.5	4	AV	B/X*	2.3 ([20.6 kWh + 0.0 L]/100 km)		60	\$1,119	49	10	7	3.4
						X	5.6 / 6.3 / 5.9		771					-
Hyundai														
Tucson Plug-in Hybrid	US	72	1.6	4	AM6	B/X*	3.1 ([27.2 kWh + 0.0 L]/100 km)		51	\$1,429	64	9	6	2
						X	6.7 / 6.8 / 6.7		623					-
Jeep														
Grand Cherokee 4xe	UL	100	2.0	4	A8	B/X*	4.2 ([36.0 kWh + 0.0 L]/100 km)		42	\$2,138	110	8	6	3.4
						X	10.3 / 9.7 / 10.0		719					-
Wrangler 4xe	US	100	2.0	4	A8	B/X*	4.8 ([42.2 kWh + 0.0 L]/100 km)		35	\$2,604	143	7	6	2.4
						X	11.6 / 11.9 / 11.7		557					-
Kia														
Niro Plug-in Hybrid	US	62	1.6	4	AM6	B/X*	2.1 ([19.1 kWh + 0.0 L]/100 km)		55	\$982	42	10	6	2.8
						X	4.6 / 4.9 / 4.8		781					-
Sorento Plug-in Hybrid	US	67	1.6	4	AM6	B/X*	3.2 ([28.1 kWh + 0.0 L]/100 km)		48	\$1,491	69	9	6	3.8
						X	7.2 / 6.9 / 7.0		666					-
Sportage Plug-in Hybrid	US	67	1.6	4	AM6	B/X*	2.8 ([24.9 kWh + 0.0 L]/100 km)		55	\$1,342	60	9	6	2
						X	6.6 / 6.7 / 6.7		632					-
Lamborghini														
Revuelto	T	110	6.5	12	AM8	B/Z	10.4 ([49.7 kWh + 6.1 L]/100 km)		8	\$6,860	472	1	2	2
						Z	24.5 / 14.2 / 19.9		365					-
Urus SE	UL	141	4.0	8	AS8	B/Z*	4.9 ([43.4 kWh + 0.0 L]/100 km)		56	\$2,597	103	8	2	4
						Z	12.5 / 11.2 / 11.9		666					-

E  		PLUG-IN HYBRID ELECTRIC VEHICLES													
MAKE MODEL	CLASS	MOTOR (kW)	ENGINE SIZE (L)	CYLINDERS	TRANSMISSION	FUEL TYPE	CONSUMPTION		RANGE (km)	\$ PER YEAR	CO ₂ EMISSIONS (g/km)	CO ₂ RATING	SMOG RATING	RECHARGE TIME (h)	
							COMBINED L _e /100 km								
							CITY / HIGHWAY / COMBINED L/100 km								
Land Rover															
Range Rover P550e PHEV	UL	160	3.0	6	AS8	B/Z*	4.4 ([38.9 kWh + 0.0 L]/100 km)		85	\$2,038	63	9	6	4	
						Z	11.4 / 10.6 / 11.0		649					-	
Range Rover Sport P460e PHEV	UL	160	3.0	6	AS8	B/Z*	4.4 ([38.9 kWh + 0.0 L]/100 km)		85	\$2,038	63	9	6	4	
						Z	11.4 / 10.6 / 11.0		649					-	
Range Rover Sport P550e PHEV	UL	160	3.0	6	AS8	B/Z*	4.4 ([38.9 kWh + 0.0 L]/100 km)		85	\$2,038	63	9	6	4	
						Z	11.4 / 10.6 / 11.0		649					-	
Lexus															
NX 450h+ AWD	US	134	2.5	4	AV6	B/Z*	2.8 ([24.9 kWh + 0.0 L]/100 km)		60	\$1,429	54	9	6	4.5	
						Z	6.3 / 7.1 / 6.6		832					-	
RX 450h+ AWD	UL	134	2.5	4	AV6	B/Z*	2.8 ([25.0 kWh + 0.0 L]/100 km)		60	\$1,454	55	9	6	2.5	
						Z	6.4 / 7.1 / 6.7		818					-	
Lincoln															
Corsair Grand Touring	US	62	2.5	4	AV	B/X*	3.1 ([27.5 kWh + 0.0 L]/100 km)		43	\$1,529	76	9	7	3.2	
						X	6.9 / 7.4 / 7.1		639					-	
Mazda															
CX-70 PHEV 4WD	UL	68	2.5	4	AS8	B/Z	4.2 ([36.0 kWh + 0.2 L]/100 km)		42	\$2,324	105	8	6	2.1	
						Z	9.9 / 8.7 / 9.4		747					-	
CX-90 PHEV 4WD	UL	68	2.5	4	AS8	B/Z	4.2 ([36.0 kWh + 0.2 L]/100 km)		42	\$2,324	105	8	6	2.1	
						Z	9.9 / 8.7 / 9.4		747					-	
Mercedes-Benz															
AMG E 53 Hybrid	M	120	3.0	6	A9	B/Z*	4.0 ([35.7 kWh + 0.0 L]/100 km)		69	\$2,038	73	9	6	2.75	
						Z	11.2 / 9.0 / 10.2		595					-	
AMG S 63 E Performance	M	140	4.0	8	AM9	B/Z*	4.8 ([41.7 kWh + 0.0 L]/100 km)		26	\$3,505	190	6	4	3.25	
						Z	15.3 / 10.2 / 13.0		608					-	
GLC 350e 4MATIC SUV	UL	100	2.0	4	A9	B/Z*	3.7 ([32.6 kWh + 0.0 L]/100 km)		87	\$1,715	52	9	6	3	
						Z	10.2 / 8.5 / 9.4		521					-	
GLC 63 S E Performance SUV	WS	150	2.0	4	AM9	B/Z	7.7 ([31.5 kWh + 4.0 L]/100 km)		14	\$3,977	235	5	4	1.1	
						Z	12.3 / 11.4 / 11.9		542					-	
GLC 63 S E Performance Coupe	WS	150	2.0	4	AM9	B/Z	7.7 ([31.5 kWh + 4.0 L]/100 km)		14	\$3,977	235	5	4	1.1	
						Z	12.3 / 11.4 / 11.9		542					-	
GLE 450e 4MATIC SUV	UL	100	2.0	4	A9	B/Z*	3.9 ([35.1 kWh + 0.0 L]/100 km)		80	\$1,914	62	9	6	2.75	
						Z	11.1 / 9.0 / 10.2		645					-	
Mitsubishi															
Outlander PHEV AWD	UL	100	2.4	4	A1	B/X*	3.6 ([32.1 kWh + 0.0 L]/100 km)		61	\$1,696	70	9	6	6.5	
						X	9.2 / 8.7 / 9.0		626					-	
Toyota															
Prius Plug-in Hybrid SE (Prime SE)	M	120	2.0	4	AV	B/X*	1.8 ([16.4 kWh + 0.0 L]/100 km)		72	\$820	31	10	6	4	
						X	4.4 / 4.6 / 4.5		890					-	
Prius Plug-in Hybrid XSE (Prime XSE)	M	120	2.0	4	AV	B/X*	2.1 ([18.3 kWh + 0.0 L]/100 km)		64	\$932	37	10	6	4	
						X	4.7 / 5.0 / 4.9		826					-	
RAV4 Plug-in Hybrid (Prime)	US	134	2.5	4	AV	B/X*	2.5 ([22.3 kWh + 0.0 L]/100 km)		68	\$1,131	44	10	6	4.5	
						X	5.7 / 6.4 / 6.0		911					-	

E  		PLUG-IN HYBRID ELECTRIC VEHICLES												
		CLASS	MOTOR (kW)	ENGINE SIZE (L)	CYLINDERS	TRANSMISSION	FUEL TYPE	CONSUMPTION		RANGE (km)	\$ PER YEAR	CO ₂ EMISSIONS (g/km)	CO ₂ RATING	SMOG RATING
COMBINED L _e /100 km														
MAKE MODEL		CITY / HIGHWAY / COMBINED L/100 km												


Volvo														
S60 T8 AWD	C	107	2.0	4	AS8	B/Z*	3.0 ([27.2 kWh + 0.0 L]/100 km)	64	\$1,566	58	9	6	5	
						Z	8.0 / 7.2 / 7.6	792						-
S90 T8 AWD	M	107	2.0	4	AS8	B/Z*	3.4 ([30.0 kWh + 0.0 L]/100 km)	61	\$1,727	65	9	6	5	
						Z	8.5 / 7.6 / 8.1	748						-
V60 T8 AWD	WS	107	2.0	4	AS8	B/Z*	3.0 ([27.2 kWh + 0.0 L]/100 km)	64	\$1,566	58	9	6	5	
						Z	8.0 / 7.2 / 7.6	792						-
XC60 T8 AWD	US	107	2.0	4	AS8	B/Z*	3.5 ([31.2 kWh + 0.0 L]/100 km)	58	\$1,852	72	9	6	5	
						Z	8.5 / 8.5 / 8.5	838						-
XC90 T8 AWD	UL	107	2.0	4	AS8	B/Z*	3.8 ([34.4 kWh + 0.0 L]/100 km)	53	\$2,026	82	9	6	5	
						Z	9.1 / 8.6 / 8.9	803						-


*In testing, this vehicle did not use any gasoline during electric mode operation. However, depending on how you drive the vehicle, you may use gasoline during electric mode operation following a full charge.


Battery-electric vehicles


Battery-electric vehicles (BEVs) are powered by motors that draw electricity from on-board storage batteries. You plug in your BEV to recharge it.


BEVs don't produce emissions from the tailpipe. This means they can reduce greenhouse gas (GHG) emissions and other pollutants that form smog. If the source of the vehicle's electricity is clean (such as solar or hydro-electric power) the vehicle will have no overall GHG emissions.

F		BATTERY-ELECTRIC VEHICLES																
		MAKE MODEL	CLASS	MOTOR (kW)	TRANSMISSION	FUEL TYPE	CONSUMPTION						RANGE (km)	\$ PER YEAR	CO ₂ EMISSIONS (g/km)	CO ₂ RATING	SMOG RATING	RECHARGE TIME (h)
							kWh/100 km			L _e /100 km								
							CITY	HIGHWAY	COMBINED	CITY	HIGHWAY	COMBINED						
Audi																		
		Q4 45 e-tron	UL	210	A1	B	16.8	20.1	18.3	1.9	2.3	2.1	463	\$659	0	10	10	12
		Q4 55 e-tron quattro	UL	250	A1	B	19.5	22.8	21.0	2.2	2.6	2.4	414	\$756	0	10	10	12
		Q4 Sportback 55 e-tron quattro	UL	250	A1	B	19.5	22.8	21.0	2.2	2.6	2.4	414	\$756	0	10	10	12
		Q6 60 e-tron quattro (19" Wheels)	UL	315	A1	B	20.0	22.5	21.2	2.3	2.5	2.4	494	\$763	0	10	10	14
		Q6 60 e-tron quattro (20" Wheels)	UL	315	A1	B	20.6	23.6	21.9	2.3	2.7	2.5	475	\$788	0	10	10	14
		Q6 Sportback 60 e-tron quattro (19" Wheels)	UL	315	A1	B	19.2	21.6	20.3	2.2	2.4	2.3	513	\$731	0	10	10	14
		Q6 Sportback 60 e-tron quattro (20" Wheels)	UL	315	A1	B	20.1	22.8	21.3	2.3	2.6	2.4	491	\$767	0	10	10	14
		Q8 e-tron (20" Wheels)	UL	300	A1	B	27.2	26.1	26.7	3.1	2.9	3.0	438	\$961	0	10	10	16
		Q8 e-tron (21" Wheels)	UL	300	A1	B	30.4	28.9	29.8	3.4	3.2	3.3	397	\$1,073	0	10	10	16
		Q8 Sportback e-tron (20" Wheels)	UL	300	A1	B	27.2	26.1	26.7	3.1	2.9	3.0	438	\$961	0	10	10	16
		Q8 Sportback e-tron (21" Wheels)	UL	300	A1	B	30.4	28.9	29.8	3.4	3.2	3.3	397	\$1,073	0	10	10	16
		RS e-tron GT quattro performance	S	435	A1	B	24.8	25.5	25.1	2.8	2.9	2.8	446	\$904	0	10	10	15.5
		S e-tron GT (20" Wheels)	S	435	A1	B	23.0	23.9	23.4	2.6	2.7	2.6	483	\$842	0	10	10	15.5
		S e-tron GT (21" Wheels)	S	435	A1	B	23.4	24.5	23.9	2.6	2.8	2.7	473	\$860	0	10	10	15.5
		SQ6 e-tron	UL	360	A1	B	21.8	25.6	23.5	2.4	2.9	2.6	443	\$846	0	10	10	14
		SQ8 e-tron (20" Wheels)	UL	370	A1	B	30.6	29.3	30.0	3.4	3.3	3.4	388	\$1,080	0	10	10	16
		SQ8 e-tron (21" or 22" Wheels)	UL	370	A1	B	35.6	34.8	35.2	4.0	3.9	4.0	332	\$1,267	0	10	10	16
		SQ8 Sportback e-tron (20" Wheels)	UL	370	A1	B	30.6	29.3	30.0	3.4	3.3	3.4	388	\$1,080	0	10	10	16
		SQ8 Sportback e-tron (21" or 22" Wheels)	UL	370	A1	B	35.6	34.8	35.2	4.0	3.9	4.0	332	\$1,267	0	10	10	16
BMW																		
		i4 eDrive35 Gran Coupe (18" Wheels)	C	210	A1	B	17.9	18.4	18.1	2.0	2.1	2.0	428	\$652	0	10	10	8


F 	BATTERY-ELECTRIC VEHICLES																
	MAKE MODEL	CLASS	MOTOR (kW)	TRANSMISSION	FUEL TYPE	CONSUMPTION						RANGE (km)	\$ PER YEAR	CO ₂ EMISSIONS (g/km)	CO ₂ RATING	SMOG RATING	RECHARGE TIME (h)
						kWh/100 km			L _e /100 km								
						CITY	HIGHWAY	COMBINED	CITY	HIGHWAY	COMBINED						
i4 eDrive35 Gran Coupe (19" Wheels)	C	210	A1	B	19.4	20.2	19.7	2.2	2.3	2.2	393	\$709	0	10	10	8	
i4 eDrive40 Gran Coupe (18" Wheels)	C	250	A1	B	18.6	18.9	18.7	2.1	2.1	2.1	512	\$673	0	10	10	10	
i4 eDrive40 Gran Coupe (19" Wheels)	C	250	A1	B	19.8	20.4	20.1	2.2	2.3	2.3	475	\$724	0	10	10	10	
i4 xDrive40 Gran Coupe (18" Wheels)	C	295	A1	B	21.1	20.3	20.8	2.4	2.3	2.3	462	\$749	0	10	10	10	
i4 xDrive40 Gran Coupe (19" Wheels)	C	295	A1	B	22.6	22.1	22.4	2.5	2.5	2.5	431	\$806	0	10	10	10	
i4 M50 xDrive Gran Coupe (19" Wheels)	C	400	A1	B	22.6	21.9	22.3	2.5	2.5	2.5	430	\$803	0	10	10	10	
i4 M50 xDrive Gran Coupe (20" Wheels)	C	400	A1	B	26.3	26.1	26.2	2.9	2.9	2.9	365	\$943	0	10	10	10	
i5 xDrive40 Sedan (19" Wheels)	C	290	A1	B	22.7	22.1	22.5	2.6	2.5	2.5	428	\$810	0	10	10	10	
i5 xDrive40 Sedan (20" Wheels)	C	290	A1	B	22.8	22.3	22.6	2.6	2.5	2.5	422	\$814	0	10	10	10	
i5 xDrive40 Sedan (21" Wheels)	C	290	A1	B	24.2	24.0	24.1	2.7	2.7	2.7	399	\$868	0	10	10	10	
i5 M60 xDrive Sedan (19" Wheels)	C	442	A1	B	23.7	22.9	23.3	2.7	2.6	2.6	407	\$839	0	10	10	10	
i5 M60 xDrive Sedan (20" Wheels)	C	442	A1	B	23.8	23.7	23.8	2.7	2.7	2.7	402	\$857	0	10	10	10	
i5 M60 xDrive Sedan (21" Wheels)	C	442	A1	B	25.1	24.7	24.9	2.8	2.8	2.8	385	\$896	0	10	10	10	
i7 xDrive60 Sedan (19" Wheels)	L	400	A1	B	24.5	23.1	23.9	2.8	2.6	2.7	500	\$860	0	10	10	12	
i7 xDrive60 Sedan (20" Wheels)	L	400	A1	B	26.0	24.5	25.3	2.9	2.8	2.8	476	\$911	0	10	10	12	
i7 xDrive60 Sedan (21" Wheels)	L	400	A1	B	24.6	23.4	24.1	2.8	2.6	2.7	496	\$868	0	10	10	12	
i7 M70 xDrive Sedan (20" Wheels)	L	485	A1	B	29.0	26.6	27.9	3.3	3.0	3.1	431	\$1,004	0	10	10	12	
i7 M70 xDrive Sedan (21" Wheels)	L	485	A1	B	27.2	25.3	26.4	3.1	2.8	3.0	459	\$950	0	10	10	12	
iX xDrive40 (20" Wheels)	UL	240	A1	B	24.2	24.7	24.4	2.7	2.8	2.7	349	\$878	0	10	10	9	
iX xDrive40 (21" Wheels)	UL	240	A1	B	24.9	25.7	25.3	2.8	2.9	2.8	340	\$911	0	10	10	9	
iX xDrive40 (22" Wheels)	UL	240	A1	B	23.5	24.5	24.0	2.6	2.8	2.7	352	\$864	0	10	10	9	
iX xDrive50 (20" Wheels)	UL	385	A1	B	25.5	24.9	25.2	2.9	2.8	2.8	497	\$907	0	10	10	13	
iX xDrive50 (21" Wheels)	UL	385	A1	B	25.7	25.9	25.8	2.9	2.9	2.9	488	\$929	0	10	10	13	


F 	BATTERY-ELECTRIC VEHICLES																
	MAKE MODEL	CLASS	MOTOR (kW)	TRANSMISSION	FUEL TYPE	CONSUMPTION						RANGE (km)	\$ PER YEAR	CO ₂ EMISSIONS (g/km)	CO ₂ RATING	SMOG RATING	RECHARGE TIME (h)
						kWh/100 km			L _e /100 km								
						CITY	HIGHWAY	COMBINED	CITY	HIGHWAY	COMBINED						
iX xDrive50 (22" Wheels)	UL	385	A1	B	25.7	25.9	25.8	2.9	2.9	2.9	486	\$929	0	10	10	13	
iX M60 (21" Wheels)	UL	397	A1	B	28.0	27.1	27.6	3.1	3.0	3.1	457	\$994	0	10	10	13	
iX M60 (22" Wheels)	UL	397	A1	B	27.8	26.4	27.2	3.1	3.0	3.1	459	\$979	0	10	10	13	
Cadillac																	
LYRIQ (11.5 kW Charger)	US	255	A1	B	20.7	24.4	22.4	2.4	2.8	2.5	525	\$806	0	10	10	11.2	
LYRIQ (19.2 kW Charger)	US	255	A1	B	20.7	24.4	22.4	2.4	2.8	2.5	525	\$806	0	10	10	7	
LYRIQ AWD (11.5 kW Charger)	US	375	A1	B	21.2	26.0	23.6	2.4	3.0	2.7	513	\$850	0	10	10	11.2	
LYRIQ AWD (19.2 kW Charger)	US	375	A1	B	22.6	27.2	24.7	2.5	3.1	2.7	488	\$889	0	10	10	7	
OPTIQ (11.5 kW Charger)	UL	247	A1	B	18.8	22.3	20.4	2.1	2.5	2.3	486	\$734	0	10	10	9.5	
OPTIQ (19.2 kW Charger)	UL	247	A1	B	18.8	22.3	20.4	2.1	2.5	2.3	486	\$734	0	10	10	5.9	
Chevrolet																	
Blazer EV	US	180	A1	B	18.4	22.1	20.1	2.1	2.5	2.3	502	\$724	0	10	10	9.5	
Blazer EV (22" Wheels)	US	180	A1	B	20.3	24.4	22.1	2.3	2.7	2.5	455	\$796	0	10	10	9.5	
Blazer EV RWD	US	255	A1	B	19.8	24.6	22.0	2.2	2.8	2.5	538	\$792	0	10	10	11.2	
Blazer EV LT/RS AWD	US	247	A1	B	20.5	24.1	22.1	2.3	2.7	2.5	455	\$796	0	10	10	9.5	
Blazer EV SS AWD	US	375	A1	B	22.7	27.1	24.7	2.5	3.0	2.8	488	\$889	0	10	10	11.2	
Equinox EV	US	180	A1	B	18.0	21.2	19.4	2.0	2.4	2.2	513	\$698	0	10	10	9.5	
Equinox EV AWD (11.5 kW Charger)	US	247	A1	B	18.8	22.1	20.3	2.1	2.5	2.3	494	\$731	0	10	10	9.5	
Equinox EV AWD (19.2 kW Charger)	US	247	A1	B	20.3	23.8	21.9	2.3	2.7	2.4	463	\$788	0	10	10	5.9	
Silverado EV LT Ext Range (11.5 kW Charger)	PL	377	A1	B	28.4	34.2	31.0	3.2	3.8	3.5	657	\$1,116	0	10	10	18.6	
Silverado EV LT/RST Ext Range (19.2 kW Charger)	PL	377	A1	B	30.0	35.6	32.5	3.4	4.0	3.7	628	\$1,170	0	10	10	11.5	
Silverado EV WT Std Range	PL	377	A1	B	28.7	35.1	31.6	3.2	3.9	3.5	454	\$1,138	0	10	10	13.3	
Silverado EV WT Ext Range (11.5 kW Charger)	PL	377	A1	B	27.2	33.4	30.0	3.1	3.8	3.4	679	\$1,080	0	10	10	18.6	
Silverado EV WT Ext Range (19.2 kW Charger)	PL	377	A1	B	27.2	33.4	30.0	3.1	3.8	3.4	679	\$1,080	0	10	10	11.5	
Silverado EV WT Max Range (19.2 kW Charger)	PL	377	A1	B	28.5	34.1	31.0	3.2	3.8	3.5	792	\$1,116	0	10	10	13.3	
Dodge																	
Charger Daytona R/T AWD 2Dr (18" Nexen Tire)	L	370	A1	B	22.7	25.8	24.1	2.5	2.9	2.7	441	\$868	0	10	10	10	
Charger Daytona R/T AWD 2Dr (20" Nexen Tire)	L	370	A1	B	20.2	23.0	21.5	2.3	2.6	2.4	496	\$774	0	10	10	10	
Charger Daytona R/T AWD 2Dr (20" Goodyear Tire)	L	370	A1	B	23.2	26.4	24.6	2.6	3.0	2.8	431	\$886	0	10	10	10	
Charger Daytona Scat Pack Trk Pack AWD 2Dr AS Tire	L	500	A1	B	25.4	28.8	27.0	2.9	3.2	3.0	388	\$972	0	10	10	10	


F 	BATTERY-ELECTRIC VEHICLES																
	MAKE MODEL	CLASS	MOTOR (kW)	TRANSMISSION	FUEL TYPE	CONSUMPTION						RANGE (km)	PER YEAR \$	CO ₂ EMISSIONS (g/km)	CO ₂ RATING	SMOG RATING	RECHARGE TIME (h)
						kWh/100 km			L _e /100 km								
						CITY	HIGHWAY	COMBINED	CITY	HIGHWAY	COMBINED						
Charger Daytona Scat Pack Trk Pack AWD 2Dr 3S Tire	L	500	A1	B	28.2	32.0	29.9	3.2	3.6	3.4	348	\$1,076	0	10	10	10	
FIAT																	
500e	I	87	A1	B	17.4	20.9	19.0	2.0	2.4	2.1	227	\$684	0	10	10	6.2	
Ford																	
F-150 Lightning Standard Range	PL	318	A1	B	27.5	34.5	30.6	3.1	3.9	3.4	386	\$1,102	0	10	10	11.9	
F-150 Lightning Extended Range (123 kWh)	PL	420	A1	B	26.6	32.3	29.2	3.0	3.6	3.3	483	\$1,051	0	10	10	13.7	
F-150 Lightning Extended Range (131 kWh)	PL	420	A1	B	26.9	33.3	29.8	3.0	3.7	3.3	515	\$1,073	0	10	10	14.6	
F-150 Lightning Platinum	PL	420	A1	B	28.7	35.0	31.5	3.2	3.9	3.5	483	\$1,134	0	10	10	14.6	
F-150 Lightning PRO Extended Range (131 kWh)	PL	420	A1	B	26.9	33.3	29.8	3.0	3.7	3.3	515	\$1,073	0	10	10	10.1	
Mustang Mach-E Standard Range	US	197	A1	B	19.4	21.0	20.1	2.2	2.4	2.3	415	\$724	0	10	10	7.8	
Mustang Mach-E Standard Range AWD	US	242	A1	B	21.4	23.2	22.2	2.4	2.6	2.5	380	\$799	0	10	10	7.7	
Mustang Mach-E Extended Range	US	216	A1	B	18.2	20.1	19.1	2.0	2.3	2.1	515	\$688	0	10	10	9.6	
Mustang Mach-E Extended Range AWD	US	272	A1	B	19.0	21.3	20.0	2.1	2.4	2.3	483	\$720	0	10	10	10.2	
Mustang Mach-E GT	US	358	A1	B	22.7	25.3	23.8	2.5	2.8	2.7	446	\$857	0	10	10	9.9	
Mustang Mach-E Rally	US	358	A1	B	23.3	25.9	24.5	2.6	2.9	2.7	426	\$882	0	10	10	10.2	
Genesis																	
Electrified G80	L	272	A1	B	19.9	23.6	21.7	2.2	2.6	2.4	454	\$781	0	10	10	9	
GV60 Advanced AWD	US	234	A1	B	20.3	24.2	22.1	2.3	2.7	2.5	399	\$796	0	10	10	7.2	
GV60 Performance AWD	US	320	A1	B	21.7	25.5	23.0	2.4	2.9	2.6	378	\$828	0	10	10	7.2	
Electrified GV70	US	320	A1	B	21.4	25.2	23.1	2.4	2.8	2.6	380	\$832	0	10	10	7.9	
GMC																	
HUMMER EV2X Pickup	PL	430	A1	B	35.5	44.9	39.7	4.0	5.0	4.5	512	\$1,429	0	10	10	11.2	
HUMMER EV2X Pickup Mud Terrain Tire	PL	430	A1	B	40.5	49.5	44.6	4.5	5.6	5.0	454	\$1,606	0	10	10	11.2	
HUMMER EV3X Pickup (20M Battery)	PL	606	A1	B	36.4	45.5	40.5	4.1	5.1	4.5	502	\$1,458	0	10	10	11.2	
HUMMER EV3X Pickup Mud Terrain Tire (20M Battery)	PL	606	A1	B	39.8	48.4	43.7	4.5	5.4	4.9	465	\$1,573	0	10	10	11.2	
HUMMER EV2X SUV	UL	430	A1	B	35.4	45.1	39.7	4.0	5.1	4.5	507	\$1,429	0	10	10	11.2	
HUMMER EV2X SUV Mud Terrain Tire	UL	430	A1	B	40.5	49.5	44.6	4.5	5.6	5.0	454	\$1,606	0	10	10	11.2	
HUMMER EV3X SUV	UL	606	A1	B	36.4	45.5	40.5	4.1	5.1	4.5	502	\$1,458	0	10	10	11.2	


F 	BATTERY-ELECTRIC VEHICLES																
	MAKE MODEL	CLASS	MOTOR (kW)	TRANSMISSION	FUEL TYPE	CONSUMPTION						RANGE (km)	PER YEAR \$	CO ₂ EMISSIONS (g/km)	CO ₂ RATING	SMOG RATING	RECHARGE TIME (h)
						kWh/100 km			L _e /100 km								
						CITY	HIGHWAY	COMBINED	CITY	HIGHWAY	COMBINED						
HUMMER EV3X SUV Mud Terrain Tire	UL	606	A1	B	39.8	48.4	43.7	4.5	5.4	4.9	465	\$1,573	0	10	10	11.2	
Sierra EV Extended Range	PL	377	A1	B	30.0	35.6	32.5	3.4	4.0	3.7	628	\$1,170	0	10	10	11.5	
Hyundai																	
IONIQ 5 Standard Range	US	125	A1	B	16.6	20.7	18.5	1.9	2.3	2.1	373	\$666	0	10	10	5.8	
IONIQ 5 Long Range	US	168	A1	B	15.2	18.9	16.9	1.7	2.1	1.9	504	\$608	0	10	10	8.2	
IONIQ 5 Long Range AWD (19" Wheels)	US	239	A1	B	18.3	22.3	20.1	2.1	2.5	2.3	463	\$724	0	10	10	8.9	
IONIQ 5 Long Range AWD (20" Wheels)	US	239	A1	B	19.7	23.8	21.5	2.2	2.7	2.4	425	\$774	0	10	10	8.4	
IONIQ 5 Long Range AWD XRT	US	239	A1	B	20.3	24.6	22.2	2.3	2.8	2.5	417	\$799	0	10	10	8.2	
IONIQ 5 N	US	478	A1	B	24.9	29.2	26.7	2.8	3.3	3.0	356	\$961	0	10	10	8.7	
IONIQ 6 Long Range (18" Wheels)	M	168	A1	B	14.6	17.4	16.2	1.6	2.0	1.8	550	\$583	0	10	10	7.5	
IONIQ 6 Long Range (20" Wheels)	M	168	A1	B	16.8	21.1	18.6	1.9	2.4	2.1	468	\$670	0	10	10	7.5	
IONIQ 6 Long Range AWD (18" Wheels)	M	239	A1	B	16.2	18.6	17.4	1.8	2.1	1.9	509	\$626	0	10	10	7.5	
IONIQ 6 Long Range AWD (20" Wheels)	M	239	A1	B	18.8	22.4	20.5	2.1	2.5	2.3	435	\$738	0	10	10	7.5	
Kona Electric (17" Wheels)	US	150	A1	B	16.3	20.3	18.1	1.8	2.3	2.0	420	\$652	0	10	10	6.7	
Kona Electric (19" Wheels)	US	150	A1	B	18.6	22.4	20.5	2.1	2.5	2.3	370	\$738	0	10	10	6.9	
Jeep																	
Wagoneer S AWD (Falken Tire)	UL	500	A1	B	20.9	24.5	22.5	2.3	2.8	2.5	473	\$810	0	10	10	10	
Wagoneer S AWD (Pirelli Tire)	UL	500	A1	B	23.4	27.5	25.2	2.6	3.1	2.8	422	\$907	0	10	10	10	
Kia																	
EV9 Light	UL	160	A1	B	21.1	27.3	23.6	2.4	3.1	2.7	370	\$850	0	10	10	11.4	
EV9 Wind	UL	149	A1	B	21.1	26.7	23.6	2.4	3.0	2.6	489	\$850	0	10	10	15.2	
EV9 Land AWD	UL	282	A1	B	23.0	28.0	25.5	2.6	3.1	2.8	451	\$918	0	10	10	14.5	
EV9 Land AWD GT-Line	UL	282	A1	B	23.6	29.2	26.1	2.7	3.3	2.9	435	\$940	0	10	10	15.2	
Niro EV	US	150	A1	B	16.8	20.5	18.6	1.9	2.3	2.1	407	\$670	0	10	10	7.5	
Lexus																	
RZ 450e AWD (18" Wheels)	US	230	A1	B	18.1	21.4	19.6	2.0	2.4	2.2	354	\$706	0	10	10	10	
RZ 450e AWD (20" Wheels)	US	230	A1	B	20.3	24.1	22.4	2.3	2.7	2.5	315	\$806	0	10	10	10	
Lucid																	
Air Pure (19" Wheels)	L	330	A1	B	14.1	14.8	14.4	1.6	1.7	1.6	676	\$518	0	10	10	10	
Air Pure (20" Wheels)	L	330	A1	B	15.8	16.7	16.2	1.8	1.9	1.8	599	\$583	0	10	10	10	
Air Touring AWD (19" Wheels)	L	462	A1	B	15.7	16.1	15.9	1.8	1.8	1.8	653	\$572	0	10	10	10	


F	BATTERY-ELECTRIC VEHICLES																
	MAKE MODEL	CLASS	MOTOR (kW)	TRANSMISSION	FUEL TYPE	CONSUMPTION						RANGE (km)	\$ PER YEAR	CO ₂ EMISSIONS (g/km)	CO ₂ RATING	SMOG RATING	RECHARGE TIME (h)
						kWh/100 km			L _e /100 km								
						CITY	HIGHWAY	COMBINED	CITY	HIGHWAY	COMBINED						
Air Touring AWD (20" Wheels)	L	462	A1	B	16.9	17.6	17.2	1.9	2.0	1.9	607	\$619	0	10	10	10	
Air Touring AWD (21" Wheels)	L	462	A1	B	17.5	18.5	18.0	2.0	2.1	2.0	581	\$648	0	10	10	10	
Air Grand Touring XR AWD (19" Wheels)	L	611	A1	B	16.3	16.6	16.4	1.8	1.9	1.8	824	\$590	0	10	10	13	
Air Grand Touring XR AWD (20" Wheels)	L	611	A1	B	17.2	17.9	17.5	1.9	2.0	2.0	772	\$630	0	10	10	13	
Air Grand Touring XR AWD (21" Wheels)	L	611	A1	B	18.4	19.1	18.7	2.1	2.1	2.1	718	\$673	0	10	10	13	
Air Sapphire AWD	L	930	A1	B	19.4	20.7	20.0	2.2	2.3	2.2	687	\$720	0	10	10	13	
Mercedes-Benz																	
AMG EQE 4MATIC+ Sedan	M	460	A1	B	30.2	29.6	29.9	3.4	3.3	3.4	354	\$1,076	0	10	10	10.75	
AMG EQE 4MATIC+ SUV	UL	460	A1	B	27.6	29.1	28.3	3.1	3.3	3.2	370	\$1,019	0	10	10	10.75	
AMG EQS 4MATIC+ Sedan	L	484	A1	B	28.0	26.1	26.7	3.1	2.9	3.0	507	\$961	0	10	10	14	
EQB 250+	US	140	A1	B	18.4	20.9	19.6	2.1	2.3	2.2	404	\$706	0	10	10	8.25	
EQB 300 4MATIC	US	168	A1	B	23.5	24.8	24.0	2.6	2.8	2.7	330	\$864	0	10	10	6.75	
EQE 350 4MATIC Sedan	M	215	A1	B	24.2	24.5	24.4	2.7	2.8	2.7	430	\$878	0	10	10	9.5	
EQE 350 4MATIC SUV	UL	215	A1	B	24.9	26.7	26.1	2.8	3.0	2.9	407	\$940	0	10	10	9.5	
EQE 500 4MATIC Sedan	M	300	A1	B	24.5	24.8	24.6	2.8	2.8	2.8	428	\$886	0	10	10	9.5	
EQE 500 4MATIC SUV	UL	300	A1	B	25.5	26.7	26.1	2.8	3.0	2.9	425	\$940	0	10	10	10.25	
EQS 450 4MATIC Sedan	L	265	A1	B	23.1	22.4	22.8	2.6	2.5	2.6	591	\$821	0	10	10	14	
EQS 450 4MATIC SUV	UL	265	A1	B	26.1	27.0	26.5	2.9	3.0	3.0	502	\$954	0	10	10	14	
EQS 580 4MATIC Sedan	L	400	A1	B	22.4	22.4	22.4	2.5	2.5	2.5	597	\$806	0	10	10	14	
EQS 580 4MATIC SUV	UL	400	A1	B	25.5	26.7	26.1	2.9	3.0	2.9	510	\$940	0	10	10	14	
Maybach EQS 680 4MATIC SUV	UL	484	A1	B	27.3	27.3	27.3	3.1	3.1	3.1	486	\$983	0	10	10	12.75	
G 580 with EQ Technology	UL	432	A1	B	31.1	37.3	33.6	3.5	4.2	3.8	385	\$1,210	0	10	10	13.6	
MINI																	
Countryman SE ALL4 (18" Wheels)	US	225	A1	B	21.2	22.3	21.7	2.4	2.5	2.4	341	\$781	0	10	10	8	
Countryman SE ALL4 (19" Wheels)	US	225	A1	B	22.2	23.7	22.9	2.5	2.7	2.6	328	\$824	0	10	10	8	
Nissan																	
ARIYA Engage	WS	160	A1	B	19.3	22.4	20.7	2.2	2.5	2.3	348	\$745	0	10	10	10	
ARIYA Evolve+	WS	178	A1	B	20.0	23.1	21.4	2.2	2.6	2.4	465	\$770	0	10	10	13	
ARIYA Evolve e-4ORCE	WS	250	A1	B	20.7	23.4	21.9	2.3	2.6	2.5	330	\$788	0	10	10	10	
ARIYA Evolve+ e-4ORCE	WS	290	A1	B	21.5	24.3	22.8	2.4	2.7	2.6	438	\$821	0	10	10	13	
ARIYA Platinum+ e-4ORCE (19" Wheels)	WS	290	A1	B	22.5	24.2	23.2	2.5	2.7	2.6	430	\$835	0	10	10	14	

F 	BATTERY-ELECTRIC VEHICLES																
	MAKE MODEL	CLASS	MOTOR (kW)	TRANSMISSION	FUEL TYPE	CONSUMPTION						RANGE (km)	\$ PER YEAR	CO ₂ EMISSIONS (g/km)	CO ₂ RATING	SMOG RATING	RECHARGE TIME (h)
						kWh/100 km			L _e /100 km								
						CITY	HIGHWAY	COMBINED	CITY	HIGHWAY	COMBINED						
ARIYA Platinum+ e-4ORCE (20" Wheels)	WS	290	A1	B	23.4	25.0	24.1	2.6	2.8	2.7	414	\$868	0	10	10	14	
LEAF SV	M	110	A1	B	17.0	21.2	18.9	1.9	2.4	2.1	240	\$680	0	10	10	8	
LEAF SV PLUS	M	160	A1	B	17.3	21.4	19.1	1.9	2.4	2.1	341	\$688	0	10	10	11	
Polestar																	
2 Single Motor (19" Wheels)	M	220	A1	B	17.0	20.1	18.4	1.9	2.3	2.1	505	\$662	0	10	10	8	
2 Single Motor (20" Wheels)	M	220	A1	B	17.9	20.7	19.2	2.0	2.3	2.2	483	\$691	0	10	10	8	
2 Dual Motor (19" Wheels)	M	310	A1	B	19.9	22.0	20.8	2.2	2.5	2.3	447	\$749	0	10	10	8	
2 Dual Motor (20" Wheels)	M	310	A1	B	20.5	23.0	21.7	2.3	2.6	2.4	431	\$781	0	10	10	8	
2 Dual Motor Performance Pack	M	350	A1	B	22.0	24.0	22.9	2.5	2.7	2.6	409	\$824	0	10	10	8	
3 Long Range Single Motor (20" Wheels)	UL	220	A1	B	20.3	25.0	22.4	2.3	2.8	2.5	550	\$806	0	10	10	10	
3 Long Range Single Motor (21" Wheels)	UL	220	A1	B	19.9	24.5	21.9	2.2	2.7	2.5	563	\$788	0	10	10	10	
3 Long Range Single Motor (22" Wheels)	UL	220	A1	B	20.9	25.5	23.0	2.3	2.9	2.6	536	\$828	0	10	10	10	
3 Long Range Dual Motor (20" Wheels)	UL	360	A1	B	23.6	25.5	24.2	2.6	2.9	2.7	499	\$871	0	10	10	10	
3 Long Range Dual Motor (21" Wheels)	UL	360	A1	B	22.8	25.1	23.8	2.6	2.8	2.7	507	\$857	0	10	10	10	
3 Long Range Dual Motor (22" Wheels)	UL	360	A1	B	24.9	27.3	26.1	2.8	3.1	2.9	462	\$940	0	10	10	10	
3 Long Range Dual Motor Performance Pack	UL	380	A1	B	25.9	28.7	27.2	2.9	3.2	3.1	449	\$979	0	10	10	10	
4 Long Range Single Motor	UL	200	A1	B	22.4	24.2	23.0	2.5	2.7	2.6	483	\$828	0	10	10	11	
4 Long Range Dual Motor	UL	400	A1	B	24.2	26.1	25.5	2.7	2.9	2.8	438	\$918	0	10	10	11	
Rivian																	
R1S Dual Standard (20" Wheels)	UL	418	A1	B	24.6	29.1	26.6	2.8	3.3	3.0	415	\$958	0	10	10	9.5	
R1S Dual Standard (22" Wheels)	UL	418	A1	B	22.8	27.2	24.8	2.6	3.1	2.8	435	\$893	0	10	10	9.5	
R1S Dual Large (20" Wheels)	UL	418	A1	B	24.6	29.1	26.6	2.8	3.3	3.0	483	\$958	0	10	10	12	
R1S Dual Large (22" Wheels)	UL	418	A1	B	22.3	27.3	24.5	2.5	3.1	2.8	529	\$882	0	10	10	12	
R1S All-Terrain Dual Large (20" Wheels)	UL	418	A1	B	25.6	30.0	27.6	2.9	3.4	3.1	465	\$994	0	10	10	12	
R1S AT Performance Dual Large (20" Wheels)	UL	496	A1	B	25.6	30.0	27.6	2.9	3.4	3.1	465	\$994	0	10	10	12	
R1S Performance Dual Large (20" Wheels)	UL	496	A1	B	24.6	29.1	26.6	2.8	3.3	3.0	483	\$958	0	10	10	12	

F 	BATTERY-ELECTRIC VEHICLES																
	MAKE MODEL	CLASS	MOTOR (kW)	TRANSMISSION	FUEL TYPE	CONSUMPTION						RANGE (km)	\$ PER YEAR	CO ₂ EMISSIONS (g/km)	CO ₂ RATING	SMOG RATING	RECHARGE TIME (h)
						kWh/100 km			L _e /100 km								
						CITY	HIGHWAY	COMBINED	CITY	HIGHWAY	COMBINED						
R1S Performance Dual Large (22" Wheels)	UL	496	A1	B	22.3	27.3	24.5	2.5	3.1	2.8	529	\$882	0	10	10	12	
R1S Dual Large Plus (20" Wheels)	UL	418	A1	B	24.8	29.3	26.8	2.8	3.3	3.0	510	\$965	0	10	10	12	
R1S Dual Large Plus (22" Wheels)	UL	418	A1	B	23.5	27.8	25.4	2.6	3.1	2.9	541	\$914	0	10	10	12	
R1S All-Terrain Dual Large Plus (20" Wheels)	UL	418	A1	B	27.5	31.1	29.1	3.1	3.5	3.3	470	\$1,048	0	10	10	12	
R1S AT Performance Dual Large Plus (20" Wheels)	UL	496	A1	B	27.5	31.1	29.1	3.1	3.5	3.3	470	\$1,048	0	10	10	12	
R1S Performance Dual Large Plus (20" Wheels)	UL	496	A1	B	24.8	29.3	26.8	2.8	3.3	3.0	510	\$965	0	10	10	12	
R1S Performance Dual Large Plus (22" Wheels)	UL	496	A1	B	23.5	27.8	25.4	2.6	3.1	2.9	541	\$914	0	10	10	12	
R1S Dual Max (20" Wheels)	UL	418	A1	B	24.2	28.3	26.1	2.7	3.2	2.9	612	\$940	0	10	10	15	
R1S Dual Max (22" Wheels)	UL	418	A1	B	22.9	27.1	24.8	2.6	3.0	2.8	660	\$893	0	10	10	15	
R1S All-Terrain Dual Max (20" Wheels)	UL	418	A1	B	25.5	28.5	26.9	2.9	3.2	3.0	595	\$968	0	10	10	15	
R1S All-Terrain Performance Dual Max (20" Wheels)	UL	496	A1	B	25.5	28.5	26.9	2.9	3.2	3.0	595	\$968	0	10	10	15	
R1S Performance Dual Max (20" Wheels)	UL	496	A1	B	24.2	28.3	26.1	2.7	3.2	2.9	612	\$940	0	10	10	15	
R1S Performance Dual Max (22" Wheels)	UL	496	A1	B	22.9	27.1	24.8	2.6	3.0	2.8	660	\$893	0	10	10	15	
R1S Tri Max (22" Wheels)	UL	634	A1	B	25.8	30.0	27.7	2.9	3.4	3.1	597	\$997	0	10	10	15	
R1S All-Terrain Tri Max (20" Wheels)	UL	634	A1	B	29.2	33.2	31.0	3.3	3.7	3.5	529	\$1,116	0	10	10	15	
R1T Dual Standard (20" Wheels)	PL	418	A1	B	24.6	29.1	26.6	2.8	3.3	3.0	415	\$958	0	10	10	9.5	
R1T Dual Standard (22" Wheels)	PL	418	A1	B	22.8	27.2	24.8	2.6	3.1	2.8	435	\$893	0	10	10	9.5	
R1T Dual Large (20" Wheels)	PL	418	A1	B	24.6	29.1	26.6	2.8	3.3	3.0	483	\$958	0	10	10	12	
R1T Dual Large (22" Wheels)	PL	418	A1	B	22.3	27.3	24.5	2.5	3.1	2.8	529	\$882	0	10	10	12	
R1T All-Terrain Dual Large (20" Wheels)	PL	418	A1	B	25.6	30.0	27.6	2.9	3.4	3.1	465	\$994	0	10	10	12	
R1T AT Performance Dual Large (20" Wheels)	PL	496	A1	B	25.6	30.0	27.6	2.9	3.4	3.1	465	\$994	0	10	10	12	
R1T Performance Dual Large (20" Wheels)	PL	496	A1	B	24.6	29.1	26.6	2.8	3.3	3.0	483	\$958	0	10	10	12	
R1T Performance Dual Large (22" Wheels)	PL	496	A1	B	22.3	27.3	24.5	2.5	3.1	2.8	529	\$882	0	10	10	12	

F 	BATTERY-ELECTRIC VEHICLES																
	MAKE MODEL	CLASS	MOTOR (kW)	TRANSMISSION	FUEL TYPE	CONSUMPTION						RANGE (km)	PER YEAR \$	CO ₂ EMISSIONS (g/km)	CO ₂ RATING	SMOG RATING	RECHARGE TIME (h)
						kWh/100 km			L _e /100 km								
						CITY	HIGHWAY	COMBINED	CITY	HIGHWAY	COMBINED						
R1T Dual Large Plus (20" Wheels)	PL	418	A1	B	24.8	29.3	26.8	2.8	3.3	3.0	510	\$965	0	10	10	12	
R1T Dual Large Plus (22" Wheels)	PL	418	A1	B	23.5	27.8	25.4	2.6	3.1	2.9	541	\$914	0	10	10	12	
R1T All-Terrain Dual Large Plus (20" Wheels)	PL	418	A1	B	27.5	31.1	29.1	3.1	3.5	3.3	470	\$1,048	0	10	10	12	
R1T AT Performance Dual Large Plus (20" Wheels)	PL	496	A1	B	27.5	31.1	29.1	3.1	3.5	3.3	470	\$1,048	0	10	10	12	
R1T Performance Dual Large Plus (20" Wheels)	PL	496	A1	B	24.8	29.3	26.8	2.8	3.3	3.0	510	\$965	0	10	10	12	
R1T Performance Dual Large Plus (22" Wheels)	PL	496	A1	B	23.5	27.8	25.4	2.6	3.1	2.9	541	\$914	0	10	10	12	
R1T Dual Max (20" Wheels)	PL	418	A1	B	24.2	28.3	26.1	2.7	3.2	2.9	612	\$940	0	10	10	15	
R1T Dual Max (22" Wheels)	PL	418	A1	B	22.5	26.1	24.1	2.5	2.9	2.7	676	\$868	0	10	10	15	
R1T All-Terrain Dual Max (20" Wheels)	PL	418	A1	B	25.5	28.5	26.9	2.9	3.2	3.0	595	\$968	0	10	10	15	
R1T All-Terrain Performance Dual Max (20" Wheels)	PL	496	A1	B	25.5	28.5	26.9	2.9	3.2	3.0	595	\$968	0	10	10	15	
R1T Performance Dual Max (20" Wheels)	PL	496	A1	B	24.2	28.3	26.1	2.7	3.2	2.9	612	\$940	0	10	10	15	
R1T Performance Dual Max (22" Wheels)	PL	496	A1	B	22.5	26.1	24.1	2.5	2.9	2.7	676	\$868	0	10	10	15	
R1T Tri Max (22" Wheels)	PL	634	A1	B	25.8	30.0	27.7	2.9	3.4	3.1	597	\$997	0	10	10	15	
R1T All-Terrain Tri Max (20" Wheels)	PL	634	A1	B	29.2	33.2	31.0	3.3	3.7	3.5	529	\$1,116	0	10	10	15	
Rolls-Royce																	
Spectre (22" Wheels)	C	430	A1	B	28.4	25.5	27.1	3.2	2.9	3.0	446	\$976	0	10	10	12	
Spectre (23" Wheels)	C	430	A1	B	31.2	27.9	29.7	3.5	3.1	3.3	407	\$1,069	0	10	10	12	
Black Badge Spectre (22" Wheels)	C	485	A1	B	29.8	26.3	28.2	3.4	3.0	3.2	428	\$1,015	0	10	10	12	
Black Badge Spectre (23" Wheels)	C	485	A1	B	31.2	28.5	30.0	3.5	3.2	3.4	404	\$1,080	0	10	10	12	
Tesla																	
Model 3 Long Range-I	M	225	A1	B	14.5	16.3	15.3	1.6	1.8	1.7	584	\$551	0	10	10	12	
Model 3 Long Range AWD-I	M	296	A1	B	15.3	16.9	16.1	1.7	1.9	1.8	550	\$580	0	10	10	12	
Model 3 Performance-I	M	380	A1	B	18.5	20.1	19.2	2.1	2.3	2.2	478	\$691	0	10	10	12	
Model S Plaid (19" Wheels)	L	750	A1	B	19.4	21.1	20.2	2.2	2.4	2.3	560	\$727	0	10	10	14	
Model S Plaid (21" Wheels)	L	750	A1	B	21.6	23.5	22.5	2.4	2.6	2.5	502	\$810	0	10	10	14	
Model X	UL	491	A1	B	20.4	22.3	21.3	2.3	2.5	2.4	529	\$767	0	10	10	14	
Model X Plaid (20" Wheels)	UL	690	A1	B	21.3	23.5	22.3	2.4	2.6	2.5	505	\$803	0	10	10	14	
Model X Plaid (22" Wheels)	UL	690	A1	B	22.7	24.9	23.7	2.5	2.8	2.7	473	\$853	0	10	10	14	

F 	BATTERY-ELECTRIC VEHICLES																
	MAKE MODEL	CLASS	MOTOR (kW)	TRANSMISSION	FUEL TYPE	CONSUMPTION						RANGE (km)	\$ PER YEAR	CO ₂ EMISSIONS (g/km)	CO ₂ RATING	SMOG RATING	RECHARGE TIME (h)
						kWh/100 km			L _e /100 km								
						CITY	HIGHWAY	COMBINED	CITY	HIGHWAY	COMBINED						
Model Y Long Range-I	US	221	A1	B	15.7	17.9	16.7	1.8	2.0	1.9	525	\$601	0	10	10	12	
Model Y Long Range AWD-I	US	291	A1	B	17.1	18.9	17.9	1.9	2.1	2.0	501	\$644	0	10	10	12	
Model Y Performance-I	US	337	A1	B	19.0	21.5	20.1	2.1	2.4	2.3	446	\$724	0	10	10	12	
Toyota																	
bZ4X	US	150	A1	B	16.0	19.5	17.6	1.8	2.2	2.0	406	\$634	0	10	10	11	
bZ4X AWD (18" Wheels)	US	160	A1	B	18.4	22.3	20.1	2.1	2.5	2.3	367	\$724	0	10	10	11	
bZ4X AWD (20" Wheels)	US	160	A1	B	18.8	22.7	20.5	2.1	2.5	2.3	357	\$738	0	10	10	11	
VinFast																	
VF7 PLUS	UL	260	A1	B	26.1	29.4	27.6	2.9	3.3	3.1	336	\$994	0	10	10	8.5	
VF8 ECO	UL	260	A1	B	27.3	30.5	28.7	3.1	3.4	3.2	412	\$1,033	0	10	10	12	
VF8 PLUS	UL	260	A1	B	26.8	29.3	27.9	3.0	3.3	3.1	373	\$1,004	0	10	10	12	
VF8 PLUS Performance	UL	300	A1	B	45.2	49.8	47.3	5.1	5.6	5.3	378	\$1,703	0	10	10	12	
VF9 ECO	UL	300	A1	B	27.2	30.2	28.6	3.1	3.4	3.2	518	\$1,030	0	10	10	15	
VF9 PLUS	UL	300	A1	B	29.8	32.3	30.9	3.3	3.6	3.5	462	\$1,112	0	10	10	15	
Volkswagen																	
ID.4	US	150	A1	B	18.2	21.3	19.6	2.0	2.4	2.2	332	\$706	0	10	10	6	
ID.4 S	US	150	A1	B	18.2	21.3	19.6	2.0	2.4	2.2	332	\$706	0	10	10	6	
ID.4 Pro	US	210	A1	B	17.1	20.2	18.5	1.9	2.3	2.1	468	\$666	0	10	10	8	
ID.4 Pro S	US	210	A1	B	17.1	20.2	18.5	1.9	2.3	2.1	468	\$666	0	10	10	8	
ID.4 AWD Pro	US	250	A1	B	19.4	21.9	20.5	2.2	2.5	2.3	423	\$738	0	10	10	8	
ID.4 AWD Pro S	US	250	A1	B	19.4	21.9	20.5	2.2	2.5	2.3	423	\$738	0	10	10	8	
ID.Buzz Pro	V	210	A1	B	23.2	27.9	25.3	2.6	3.1	2.8	377	\$911	0	10	10	9	
ID.Buzz Pro 4MOTION	V	250	A1	B	24.2	28.4	26.1	2.7	3.2	2.9	372	\$940	0	10	10	9	
Volvo																	
EC40	US	185	A1	B	17.8	22.0	19.7	2.0	2.5	2.2	480	\$709	0	10	10	8	
EC40 Twin	US	300	A1	B	19.9	23.7	21.6	2.2	2.7	2.4	431	\$778	0	10	10	8	
EX30 Single Motor Extended Range (18" Wheels)	US	200	A1	B	16.9	20.4	18.4	1.9	2.3	2.1	414	\$662	0	10	10	8	
EX30 Single Motor Ext Range (19" and 20" Wheels)	US	200	A1	B	16.5	20.1	18.1	1.9	2.3	2.0	420	\$652	0	10	10	8	
EX30 Twin Performance	US	315	A1	B	17.8	21.1	19.3	2.0	2.4	2.2	402	\$695	0	10	10	8	
EX40	US	185	A1	B	17.7	22.2	19.7	2.0	2.5	2.2	476	\$709	0	10	10	8	
EX40 Twin	US	300	A1	B	20.4	24.8	22.4	2.3	2.8	2.5	418	\$806	0	10	10	8	
EX90 Twin Motor (20" and 22" Wheels)	UL	300	A1	B	25.5	26.7	26.1	2.8	3.0	2.9	483	\$940	0	10	10	10	
EX90 Twin Motor (21" Wheels)	UL	300	A1	B	24.2	25.7	24.9	2.7	2.9	2.8	499	\$896	0	10	10	10	
EX90 Twin Motor Performance (20" and 22" Wheels)	UL	300	A1	B	25.5	26.7	26.1	2.8	3.0	2.9	483	\$940	0	10	10	10	

F	 BATTERY-ELECTRIC VEHICLES																
	MAKE MODEL	CLASS	MOTOR (kW)	TRANSMISSION	FUEL TYPE	CONSUMPTION						RANGE (km)	\$ PER YEAR	CO ₂ EMISSIONS (g/km)	CO ₂ RATING	SMOG RATING	RECHARGE TIME (h)
						kWh/100 km			L _e /100 km								
						CITY	HIGHWAY	COMBINED	CITY	HIGHWAY	COMBINED						
EX90 Twin Motor Performance (21" Wheels)	UL	300	A1	B	24.2	25.7	24.9	2.7	2.9	2.8	499	\$896	0	10	10	10	